




Conductive primers

Conductive additives

Eco adhesives

Primer G Conductive



Dark coloured solvent-free synthetic resin based conductive primer in water dispersion.

Where to use:

Treating cement, anhydrite and gypsum surfaces prior to the application of Mapei conductive adhesives for the installation of conductive textile, PVC, rubber and linoleum floor and wall coverings. The surfaces must be clean, absorbent and perfectly dry.

Technical data:

Consistency: liquid.

Colour: black.

Flammability: no.

Application temperature range:

from +5°C to +40°C.

Drying time: minimum 2 hour.

Electrical resistance: 50,000 ohm.

Storage: 24 months. Protect from frost.

Application: brush.

Consumption

0.10-0.15 kg/m²

Packaging

10 kg drums.



Mapelectric CP1



Solvent-free conductive additive to be added to primers, smoothing compounds and adhesives used for the installation of textile, resilient, conductive and static dissipative flooring.

Where to use:

Installation of conductive or static-dissipative floors in EPA environments (electrostatic protective area) according to CEI EN 61340-5-1 norms such as:

- electronic (and kinds) industries: manufacturing of semi-conductive components, circuits, PC and their assembly, telephone exchanges and mail sorting, radar stations, computer centres, etc.;
- surgery rooms, intensive care, tomography, magnetic resonance, analysis labs, etc.;
- chemical-pharmaceutical industries: manufacturing of chemical products in the presence of flammable or explosive powder and/or solvents, ammunition and explosive factories, etc.;
- printing shops with the presence of solvents, battery charging rooms, sterile rooms, raised flooring on all normal absorbent and moisture resistant substrates used in building.

Technical data:

Consistency: creamy paste.

Colour: black.

Density: 1.05 kg/dm³.

pH: no.

Flammability: no.

Packaging

2.5 kg drums.



Ultrabond Eco V4 Conductive



Light coloured acrylic adhesive in water dispersion with very low emission of volatile organic compounds (VOC) for the installation of conductive flooring.

Where to use:

Internal bonding of conductive flooring in:

- all areas where electrostatic charges may cause fire or disturb electric and electronic equipment (for example: in surgery rooms, chemical laboratories and factories, areas with electronic instruments, computer centres, etc.) such as:
 - conductive vinyl flooring;
 - rubber flooring;
 - conductive non-woven flooring;
 - conductive carpets.

Technical data:

Consistency: creamy paste.

Colour: light grey.

Flammability: no.

Application temperature range:

from +15°C to +35°C.

Waiting time: from 0 to 10 minutes.

Open time: 15 minutes.

Set to light foot traffic: after 2-4 hours.

Ready for use: after approximately

24-48 hours.

Electrical resistance: 100,000 ohm.

EMICODE: EC 1 - very low emission.

Storage: 24 months. Protect from frost.

Application: notched trowel.

Consumption

0.3-0.4 kg/m².

Packaging

16 kg drums.



Adhesives in water emulsion

PRODUCTS FOR THE INSTALLATION OF CONDUCTIVE FLOORING



Aquacol T Conductive



Conductive solvent-free fast setting synthetic resin adhesive in water dispersion.

Where to use:
Internal bonding on absorbent substrates of:

- conductive carpet and non-woven flooring;
- conductive linoleum flooring.

Technical data:

Consistency: creamy paste.

Colour: light grey.

Flammability: no.

Application temperature range:

from +15°C to +35°C.

Waiting time: from 0 to 10 minutes.

Open time: approx. 20 minutes.

Set to light foot traffic: after 3-4 hours.

Ready for use: 24-48 hours.

Electrical resistance: 50,000 ohm.

Storage: 24 months. Protect from frost.

Application: notched trowel.

Consumption

0.5-0.6 kg/m².

Packaging

12 kg drums.



Contact polychloroprene adhesives



Adesilex VZ Conductive



Double coat polychloroprene adhesive for conductive flooring.

Where to use:

Bonding of:

- conductive textile flooring;
- conductive vinyl flooring;
- conductive rubber flooring in surgery rooms, chemical laboratories and factories, areas with electronic equipment, computer centres, etc.;
- corners, skirtings in PVC or conductive rubber;
- copper strips.

Technical data:

Consistency: thick liquid.

Colour: black.

Flammability: yes.

Application temperature range: from +10°C to +35°C.

Waiting time: maximum 20 minutes.

Set to light foot traffic: immediately.

Ready for use: several days depending on the temperature.

Electrical resistance: 50,000 ohm.

Storage: 24 months.

Application: notched and flat trowel.

Consumption

0.25-0.40 kg/m².

Packaging

10 kg drums.



ELEMASTER COMPANY - Lomagna (Lecco) - Italy
Preparation of screed with TOPCEM, EPORIP,
ULTRAPLAN and PRIMER G, installation of conductive with
ADESILEX G19 CONDUCTIVE and ADESILEX VZ CONDUCTIVE

Two-component epoxy-polyurethane adhesives

PRODUCTS FOR THE INSTALLATION OF CONDUCTIVE FLOORING



Adesilex G19 Conductive



Two-component epoxy-polyurethane adhesive for conductive rubber and PVC flooring.

Where to use:

Bonding of conductive flooring in:

- all areas where electrostatic charges may cause fire or disturb electric and electronic equipment (for example: in surgery rooms, chemical laboratories and factories, areas with electronic instruments, computer centres, etc.) such as:
 - conductive rubber;
 - conductive PVC;
 - conductive linoleum.

Technical data:

Consistency: Part A: thick paste; Part B: fluid liquid.
Colour: Part A: black; Part B: straw yellow.
Flammability: no.
Mixture ratio: Part A : Part B = 90 : 10.
Pot life: 30-40 minutes.
Application temperature range: from +15°C to +30°C.
Open time: 50 minutes.
Setting time: 5 hours.
Set to light foot traffic: 12-24 hours.
Ready for use: after 3 days.
Electrical resistance: 150,000 ohm.
Storage: 24 months.
Application: notched trowel.

Consumption

0.3-0.45 kg/m².

Packaging

5 kg drums.



Selection tables of Mapei products for the installation of wall coverings

Substrates								
	Adesilex MT32	Adesilex TDV	Adesilex VS45	Rollcoll	Adesilex F57	Ultrabond Aqua-Contact	Adesilex LP	Adesilex VZ
WALL COVERINGS								
Paper backed								
Thick wall paper	●	●						
Vinyl paper	●	●						
Flock	●	●						
Textiles on paper	●	●						
Non-woven on paper	●	●						
Textiles								
Natural textiles	●							
Vinyl textiles	●							
Non-woven				●	●	●	●	●
Non-woven material on foam or film	●			●	●	●	●	●
Textiles on polyester back	●	●		●	●	●	●	●
Glass fibre	●	●						
Wall carpeting	●			●	●	●	●	●
Synthetic resins								
PVC foam	●		●			●	●	●
Homogeneous and composition PVC			●	●		●	●	●
PVC foam on polyester	●		●	●		●	●	●
Polystyrene foam lining			●	●		●		
Cork								
Natural cork				●	●	●	●	●
Backed cork			●			●	●	●
KEY	● MAPEI adhesives recommended							

N.B. - THIS TABLE IS MERELY INDICATIVE; FOR FURTHER INFORMATION, REFER TO THE TECHNICAL DATA SHEET FOR EACH PRODUCT

For more information on Mapei visit www.barbourproductsearch.info

**SELECTION TABLE OF MAPEI PRODUCTS
FOR THE INSTALLATION OF WALL COVERINGS**



Adhesives in water emulsion



Adesilex MT32



Adhesive in water dispersion for the installation of wall coverings.

Where to use:

Internal bonding of:

- wall coverings including vinyl wall paper, flocked, woven and non-woven with paper backing;
- textiles, vinyl textiles, non-woven material on foam or film, textiles on polyester;
- glass cloth textiles;
- PVC foam and PVC foam on polyester wall coverings.

Technical data:

Consistency: creamy paste.

Colour: white.

Flammability: no.

Application temperature range: from +15°C to +35°C.

Waiting time: from 0 to 10 minutes.

Open time: maximum 30 minutes.

Storage: 24 months. Protect from frost.

Application: notched trowel, roller and brush.

Consumption

0.15-0.25 kg/m².

Packaging

20 - 10 - 5 - 1 kg drums.



Adesilex TDV



Ready-to-use adhesive in water dispersion for laying fabric and fibreglass coverings.

Where to use:

For laying the following materials on internal walls:

- fibreglass fabrics, both pre-painted and those to be painted over;
- dressing material in non-woven fabric to be painted over.

Technical data:

Consistency: creamy paste.

Colour: white.

Flammability: no.

Application temperature range: from +10°C to +35°C.

Waiting time: 0-10 minutes.

Open time: 20 minutes.

Waiting time before painting: 24 hours.

Storage: 24 months (protect from frost).

Application: by roller or serrated trowel.

Consumption

0.15-0.25 kg/m².

Packaging

20 - 10 - 5 kg drums.





CHAMBER OF COMMERCE in Milan - Italy
Wall covering laid with ADESILEX MT32

Adesilex VS45



Acrylic adhesive in water dispersion for the installation of PVC wall coverings.

Where to use:

Internal bonding of:

- PVC foam wall coverings;
- homogeneous and composition PVC wall coverings;
- PVC foam on polyester;
- PVC backed cork wall coverings.

Technical data:

Consistency: creamy paste.

Colour: white.

Flammability: no.

Application temperature range: from +15°C to +35°C.

Waiting time: from 0 to 15 minutes.

Open time: maximum 30-40 minutes.

Storage: 24 months. Protect from frost.

Application: notched trowel.

Consumption

0.25-0.45 kg/m².

Packaging

25 - 12 - 5 - 1 kg drums.



Rollcoll



Universal acrylic adhesive in water dispersion for vinyl and textile wall coverings.

Where to use:

Internal bonding of:

- wall coverings such as non-woven also on foam or film, textiles on polyester, wall carpets;
- natural cork and PVC-backed wall coverings.

Technical data:

Consistency: creamy paste.

Colour: light beige.

Flammability: no.

Application temperature range: from +15°C to +35°C.

Waiting time:

– applied with a trowel: from 0 to 30 minutes;

– applied with a roller or sprayed: from 0 to 10 minutes.

Open time:

– applied with a trowel: max 60 minutes;

– applied with a roller or sprayed: max 30 minutes.

Ready for use: after approx. 24 hours.

Storage: 24 months. Protect from frost.

Application: notched trowel, roller or spray.

Consumption

trowel: 0.3-0.4 kg/m²;

roller: 0.20-0.40 kg/m²;

sprayed: 0.25-0.3 kg/m².

Packaging

25 - 12 - 5 - 1 kg drums.



Adhesives based on resins in alcohol

Adesilex F57



Adhesive based on synthetic resin in alcohol for textile and linoleum wall coverings.

Where to use:

Internal bonding of:

- wall coverings such as non-woven, felt, wall carpets;
- natural cork wall coverings.

Technical data:

Consistency: creamy paste.

Colour: beige.

Flammability: yes.

Application temperature range:

from +15°C to +35°C.

Waiting time: from 0 to 10 minutes.

Open time: 20 minutes.

Ready for use: after approx. 24 hours.

Storage: 24 months.

Application: notched trowel.

Consumption

0,3-0,55 kg/m² (0,6 kg/m² for wheeled chairs).

Packaging

19 and 9 kg drums.



Contact polychloroprene adhesives

ADHESIVES FOR WALL COVERINGS

Ultrabond Aqua-Contact



Solvent-free double coat elastomer adhesive in water dispersion for the installation of wall coverings, where instant bonding is required.

Where to use:

Internal bonding of:
 • vinyl and rubber wall coverings on non absorbent or uneven surfaces.

Technical data:

Consistency: creamy paste.

Colour: white.

Flammability: no.

Application temperature range: from +15°C to +35°C.

Waiting time: 30-60 minutes.

Set to light foot traffic: immediately.

Ready for use: several days depending on the temperature.

Storage: 24 months. Protect from frost.

Application: notched and flat trowel and brush.

Consumption

0.3-0.4 kg/m²

Packaging

5 - 10 kg drums.



Adesilex LP



Double coat polychloroprene adhesive in solvent solution.

Where to use:

Internal bonding of:
 • rubber, PVC, linoleum and cork wall coverings where instant bonding is required;
 • rubber and PVC skirtings, baseboards and profiles.

Technical data:

Consistency: viscose liquid.

Colour: beige.

Flammability: yes.

Application temperature range: from +15°C to +35°C.

Waiting time: approximately 10-20 minutes.

Open time: 5 hours.

Set to light foot traffic: immediately.

Ready for use: several days depending on the temperature.

Storage: 24 months.

Application: notched and flat trowel.

Consumption

0.2-0.35 kg/m².

Packaging

10 - 5 - 1 kg drums.



Adesilex VZ



Double coat polychloroprene adhesive in solvent solution.

Where to use:

Bonding of:
 • PVC on curved surfaces;
 • PVC floor and wall coverings where instant bonding is required or on non absorbent surfaces;
 • PVC backed wood or cork floor and wall coverings.

Technical data:

Consistency: viscose liquid.

Colour: beige.

Flammability: yes.

Application temperature range: from +15°C to +35°C.

Waiting time: 10-20 minutes.

Open time: 50 minutes.

Set to light foot traffic: immediately.

Ready for use: several days depending on the temperature.

Storage: 24 months.

Application: notched and flat trowel.

Consumption


0.2-0.3 kg/m².

Packaging


10 - 5 - 1 kg drums.



Selection tables of Mapei products for the installation of skirtings and profiles

Substrates							
	Ultradond Super Grip	Ultradond Eco 575	Ultradond P990 1K 	Ultradond P997 1K T	Ultradond Aqua-Contact	Adesilex VZ	Adesilex LP
SKIRTINGS AND PROFILES							
Textile and cork	●	●			●	●	●
Stiff PVC	●	●			●	●	●
Plastified PVC	●				●	●	●
Wood	●	●	●	●	●	●	●

KEY

 This symbol is used to identify MAPEI products which give off a low level of volatile organic compounds (VOC) as certified by GEV (Gemeinschaft Emissionskontrollierte Verlegewerkstoffe, Klebstoffe und Bauprodukte e.V.), an international organisation for controlling the level of emissions from products used for floors.

● MAPEI adhesives recommended

N.B. - THIS TABLE IS MERELY INDICATIVE; FOR FURTHER INFORMATION, REFER TO THE TECHNICAL DATA SHEET FOR EACH PRODUCT

For more information on Mapei visit www.barbourproductsearch.info

**SELECTION TABLE OF MAPEI PRODUCTS FOR THE
INSTALLATION OF SKIRTINGS AND PROFILES**



Adhesives in water emulsion

Eco adhesives

Ultrabond Eco 575



High performance adhesive in water dispersion with very low emission of volatile organic compounds (VOC) for bonding skirtings.

Where to use:

Ultrabond Eco 575 can be used for bonding skirtings in stiff PVC, wood, carpet applied on the back of the skirting or directly on the wall. Apply enough on the back of the skirting or directly onto the substrate to allow the adhesive to transfer to both surfaces. Depending on the height of the skirting, apply one or more lines 5 mm in diameter.

Technical data:

Consistency: creamy paste.

Colour: beige.

Flammability: no.

Application temperature range: from +5°C to +35°C.

Open time: approximately 25 minutes.

Final hardening time: 24 hours.

Storage: 24 months. Protect from frost.

Application: extrusion from the cartridge.

Consumption

- 325 ml cartridge: approximately 12 m per line.

Packaging

325 ml cartridges.



Ultrabond Super Grip



White, general purpose acrylic adhesive in water dispersion with a high initial blocking capacity.

Where to use:

Internal bonding of:

- Profiles and skirting boards in wood, meta, rubber and PVC.
- Profiles and decorative panels in polystyrene, gypsum, wood and foam polyurethane.
- Wood, chipboard, plasterboard, PVC and cork dressing materials.

Technical data:

Consistency: creamy paste.

Colour: white.

Inflammable: no.

Recommended application temperature range: from +10°C to +35°C.

Open time: 10-15 minutes.

Complete hardening time: 24-48 hours.

Storage: 24 months. Protect from frost.

Application: extruded from tube.

Consumption

310 tubes: approximately 15 m for each bead.

Packaging

310 tubes.



One-component polyurethane adhesives

ADHESIVES FOR SKIRTINGS AND PROFILES

Ultrabond P990 1K



Ready-to-use polyurethane one-component, solvent-free, elastic adhesive for all types of wooden and laminate flooring.

Where to use:
Bonding of wooden skirting.

Technical data:
Consistency: creamy paste.
Colour: beige and brown.
Flammability: no.
Application temperature range: from +10°C to +35°C.
Open time: 110 minutes.
EMICODE: EC1 R - very low emission.
Storage: 12 months.
Application: notched trowel.

Consumption
0.8-1 kg/m².

Packaging
15 and 7 kg in aluminium bags contained in plastic drums.
Carton containing twenty 600 cc aluminium soft cartridges.



Ultrabond P997 1K T



Solvent-free, single component, ready-to-use, thixotropic polyurethane adhesive for laying wooden steps.

Where to use:
Laying wooden uprights treads and stairs. Also suitable for bonding wooden baseboards and for laying pre-finished, three-layered parquet with beads of adhesive:

Technical data:
Consistency: thixotropic paste.
Colour: ochre.
Inflammable: no.
Recommended application temperature range: from +10°C to +35°C.
Open time: approx. 100 minutes.
Step-on time: after 12 hours.
Polishing: after 3 days.
Storage: 12 months.
Application: by extrusion.

Consumption
- installing wooden stairs: the yeald is ca. 2 m² each soft cartridge (diagonal bead with the distance of 5-10 cm);
- installing pre-finished parquet with three layers: the yeald is ca. 4/6 m² each soft cartridge (diagonal bead with the distance of 10-15 cm);
- installing wood skirtings: the yeald is ca. 15 ml each soft cartridge.

Packaging
boxes containing 20 aluminium soft cartridges, each one containing 600 c.c.



Contact polychloroprene adhesives



Ultrabond Aqua-Contact



Instant setting solvent-free double coat elastomer adhesive in water dispersion.

Where to use:

Internal bonding of:
 • steps, skirtings, angles in PVC and rubber.

Technical data:

Consistency: creamy paste.

Colour: white.

Flammability: no.

Application temperature range: from +10°C to +35°C.

Waiting time: 30-60 minutes.

Ready for use: immediately.

Storage: 24 months. Protect from frost.

Application: notched and flat trowel and brush.

Consumption

0.3-0.4 kg/m²

Packaging

5 - 10 kg drums.



Adesilex VZ



Immediate setting double coat polychloroprene adhesive in solvent solution.

Where to use:

Bonding of:
 • PVC profiles;
 • PVC or linoleum on curved surfaces or where instant bonding is required;
 • skirtings, baseboards, angles, step protectors, etc.

Technical data:

Consistency: viscose liquid.

Colour: beige.

Flammability: yes.

Application temperature range: from +10°C to +35°C.

Waiting time: 20 minutes.

Ready for use: immediately.

Storage: 24 months.

Application: notched and flat trowel.

Consumption

0.2-0.3 kg/m².

Packaging

10 - 5 - 1 kg drums.



Adesilex LP



Immediate setting double coat polychloroprene adhesive in solvent.

Where to use:

Internal bonding of:
 • skirtings, baseboards and rubber and PVC profiles.

Technical data:

Consistency: liquid.

Colour: beige.

Flammability: yes.

Application temperature range: from +10°C to +35°C.

Waiting time: approximately 10-20 minutes.

Ready for use: immediately.

Storage: 24 months.

Application: notched and flat trowel.

Consumption



0.2-0.35 kg/m².

Packaging

10 - 5 - 1 kg drums.



Selection tables of Mapei products for the preparation of substrates

Substrates	Repairing cracks with Eporip or Eporip Turbo	PRIMER								
		Primer KL (1)	Primer 3296 (2)	Livigum (2) (6)	Primer PA (3)	Profas	Primer PU60 Primer EP (4)	 Eco Prim PU 1K (4)	 Eco Prim PU 1K Turbo (4)	Primer MF (4)
FLOORS										
New										
Cementitious screeds	●		●	●	●	●	●	●	●	●
MAPECEM, MAPECEM PRONTO, TOPCEM, TOPCEM PRONTO* screeds	●		●	●	●		●	●	●	●
Concrete floors	●		●	●		●	●	●	●	●
Anhydrite screeds	●				●		●	●	●	●
Heating screeds	●		●	●	●	●		●	●	●
Metal surfaces		●								
Existing										
Ceramic tiles, gres		●								
Terrazzo, Palladiana		●								
Natural stone		●								
Concrete floors and screeds	●		●	●	●		●	●	●	●

KEY



This symbol is used to identify MAPEI products which give off a low level of volatile organic compounds (VOC) as certified by GEV (Gemeinschaft Emissionskontrollierte Verlegewerkstoffe, Klebstoffe und Bauprodukte e.V.), an international organisation for controlling the level of emissions from products used for floors.

● MAPEI recommended primers

N.B. - THIS TABLE IS MERELY INDICATIVE; FOR FURTHER INFORMATION, REFER TO THE TECHNICAL DATA SHEET FOR EACH PRODUCT

- * **Mapecem, Mapecem Pronto, Topcem, Topcem** and **Pronto** screeds do not need any treatment against dust and they do not need consolidation as long as they have been prepared according to the suggestions on the relative technical data sheets.
- 1) To be used exclusively with **Lignobond, Ultrabond P902 2K** and **Ultrabond P913 2K**
- 2) To be used exclusively with **Ultrabond P990 1K, Ultrabond Eco P992 1K, Ultrabond Eco S955 1K**.
- 3) **Livigum** diluted with water 1:4 - 1:5 and **Primer 3296** diluted 1:1 - 1:2 to be applied on sound substrates that have slight surface dust before installing with vinyl adhesives (**Adesilex LC, LC/R** and **LC/RP**)
- 4) Before the installation of wood with **Adesilex PA**
- 5) For the consolidation of screeds whose surface is unsound and in the presence of residual damp above that accepted for the installation of wood before bonding wooden floors with **Lignobond, Ultrabond P902 2K, Ultrabond P913 2K, Ultrabond P990 1K, Ultrabond Eco P992 1K** and **Ultrabond Eco S955 1K** (N.B. Onto heating screed, **Primer MF, Eco Prim PU 1K** or **Eco Prim PU 1K Turbo** can be used only as a consolidating treatment).
- 6) As a waterproofer of screeds with residual damp above that accepted for the installation of wood
- 7) As adhesion promoters before applying levelling compounds

**SELECTION TABLE OF MAPEI PRODUCTS
FOR THE PREPARATION OF SUBSTRATES**

	Triblock P ⁽⁵⁾	Primer G ⁽⁶⁾	Eco Prim T ⁽⁶⁾	Mapeprim SP ⁽⁶⁾
	•	•	•	
	•	•	•	
	•	•	•	
		•	•	
		•	•	
		•	•	
	•		•	•
	•		•	•
	•		•	•
	•	•	•	•



Adhesion promoters



Primer G



Synthetic resin based primer in water dispersion with very low emission of volatile organic compounds (VOC).

Where to use:

Treating gypsum or anhydrite surfaces prior to applying cementitious products. The surfaces to be treated must be clean and porous.

Primer G should be diluted with water from 1:1 to 1:3 to protect old porous floors, to fix the residual dust and to uniform the substrates absorption prior to levelling. Apply on perfectly dry gypsum or anhydrite surfaces (residual moisture less than 0.5%). The substrate must be dry and clean, free from oil, grease, traces of paint and any loose particles.

Technical data:

Consistency: liquid.

Colour: light blue.

Flammability: no.

Application temperature range: from +5°C to +40°C.

Drying time: 2 hours, varies according to the dilution and absorbency of the substrate.

EMICODE: EC 1 - very low emission.

Storage: 24 months. Protect from frost.

Application: by roller and brush.

Consumption

0.1-0.2 kg/m² depending on the use.

Packaging

25 - 10 - 5 - 1 kg plastic drums.





Eco Prim T



Solvent-free acrylic primer with very low emission of volatile organic compounds (VOC) for porous and non porous surfaces.

Where to use:

All-purpose primer for improving adhesion of levelling compounds on all porous and non-porous surfaces: cement, gypsum, anhydrite, asphalt, wood, terrazzo. The substrate must be dry and clean, free from oil, grease, paint and any loose particles.

Technical data:

Consistency: liquid.

Colour: white.

Flammability: no.

Application temperature range: from +5°C to +40°C.

EMICODE: EC 1 - very low emission.

Storage: 24 months. Protect from frost.

Application: by roller and brush.

Consumption

0.10-0.20 kg/m².

Packaging

20 and 5 kg drums.



Mapeprim SP



Solvent-free two-component primer.

Where to use:

Improves the bonding of smoothing and levelling compounds on gypsum and anhydrite, on very flat and compact surfaces such as ceramic tiles and natural stone.

Wait until **Mapeprim SP** becomes transparent before applying levelling compounds.

Use **Mapeprim SP** only on dry surfaces that are not subject to rising damp. The substrate must be dry and clean, free from oil, grease, traces of paint and any other loose particles.

Technical data:

Consistency: Part A: liquid; Part B: liquid.

Colour: Part A: light blue; Part B: white.

Flammability: no.

Application temperature range: from +5°C to +40°C.

Pot life: approx. 1 hour.

Mixing ratio: Part A : Part B = 1 : 1.

Waiting time before application of smoothing compound: between 1 and 3 hours depending on the ambient conditions.

Maximum time for application of smoothing compound: 24 hours.

Storage: 24 months.

Application: by brush, roller or flat trowel.

Consumption

0.10-0.20 kg/m².

Packaging

4 and 2 kg drums.



Primer KL



Adhesion promoter on non-porous surfaces for epoxy, epoxy-polyurethane and two-component polyurethane adhesives.

Where to use:

Adhesion promoter for **Lignobond**, **Ultrabond P902 2K** and **Ultrabond P913 2K** on existing flooring in:

- ceramic tiles;
- porcelain tiles;
- glass mosaic;
- marble;
- terrazzo;
- etc.

After the application with a wet cotton cloth, it is important that dust, dirt or any other substance that could interfere with the bonding of the adhesive used for installing the wooden flooring does not deposit over the surface.

Technical data:

Consistency: liquid.

Colour (pinkish): transparent.

Flammability: yes.

Application temperature range:

from +5°C to +35°C.

Drying time: 5 minutes.

Storage: 12 months.

Application: wet cotton cloth.

Consumption

30-40 g/m².

Packaging

0.8 kg bottles in boxes of 12 and 8 kg metallic drums.



Primer M



Solvent-free, single component primer for polyurethane adhesives, for non-absorbent surfaces.

Where to use:

To improve the bonding of **Ultrabond P990 1K**, **Ultrabond Eco P992** and **Ultrabond Eco S955 1K** on non-absorbent surfaces, such as metals (iron, steel, aluminium, copper, zinc-plated sheets, etc.).

Primer M is ready for use, and is applied by brush or a roller in a thin, uniform coat. The successive layer of adhesive must only be applied once the primer is no longer sticky to the touch (after approximately 40 minutes at +23°C and 50% R.H.).

Technical data:

Consistency: liquid.

Colour: transparent.

Inflammable: no.

Application temperature range: from +5°C to +35°C.

Drying time: 40 minutes.

Storage:

Application: by brush or roller.

Consumption

50-60 g/m².

Packaging

250 g canisters.



Primer 3296



Aqueous acrylic primer with excellent penetration effect for dusty screeds.

Where to use:

Consolidation of unsound substrates. Preparation of unsound screed surfaces before the installation of wooden flooring with vinyl adhesives. Primer for cementitious smoothing compounds.

Technical data:

Consistency: liquid.

Colour: opalescent.

Flammability: no.

Application temperature range:

from +10°C to +35°C.

Dilution: no, 1:1 or 1:2 with water depending on the absorption of the substrate.

Drying time: 1-5 days.

Waiting time before laying with vinyl adhesives: when dry.

Storage: 12 months.

Application: roller, large brush, brush or watering can.

Consumption

0.1-0.5 kg/m².

Packaging

10 and 5 kg drums.



Livigum



Additive in water dispersion for cementitious smoothing compounds and mortars.

Where to use:

- Additive for improving the mechanical and adhesion strength of cementitious screeds, renders and coatings.
- Additive for the preparation of cement based slurries to form bonded screeds, for filling depressions and repairing parts of screeds.
- Diluted 1:4 - 1:5 with water, it fixes surface dust on screeds before the installation of wooden flooring with vinyl adhesives.

Livigum can be diluted from 1:2 to 1:5 with water depending on the type of application.

Technical data:

Consistency: viscose liquid.

Colour: white.

Flammability: no.

Application temperature range: from +5°C to +35°C.

Storage: 12 months. Protect from frost.

Consumption

depending on dilution.

Packaging

25 - 10 - 5 kg drums.



Primer PA



Ready-to-use synthetic resin based solvent primer for bonding with Adesilex PA.

Where to use:

Preparation of substrates before the laying of wooden flooring with Adesilex PA adhesive.

Primer PA dries rapidly, penetrates into the substrate and ensures excellent adhesion to Adesilex PA.

Technical data:

Consistency: liquid.

Colour: red.

Flammability: yes.

Application temperature range: from +10°C to +35°C.

Drying time: 4-48 hours depending on the absorption.

Waiting time before laying with Adesilex PA: 1-2 days.

Storage: 12 months.

Application: brush, roller, trowel.

Consumption

0.5-0.6 kg/m²

Packaging

10 kg drums.



Profas



Solvent-free silicate based consolidating compound for cementitious substrates.

Where to use:

Consolidation of cementitious substrates with poor consistency even in depth, hardening cementitious screeds that tend to crumble on the surface. To prevent the formation of an anti-adhesive film, sprinkle dry sand on the surface of the final coat to facilitate bonding of the next treatment. The substrate must be dry and clean, free of oil, grease, paint and any loose particles.

Technical data:

Drying time: varies according to the absorbency of the substrate.

Consistency: liquid.

Colour: transparent.

Flammability: no.

Application temperature range: from +5°C to +35°C.

Storage: 24 months. Protect from frost.

Application: by roller, brush or watering can.

Consumption

0.5-0.7 kg/m².

Packaging

25 kg drums.





Primer PU60



One-component polyurethane moisture curing primer in solvent for consolidating and waterproofing cementitious screeds.

Where to use:

Waterproofing porous cementitious screeds that have residual moisture higher than the maximum quantity acceptable for the installation of wooden flooring. Consolidation of unsound substrates and/or with poor mechanical strength. Anti-dust treatment of cementitious and anhydrite screeds. During application, provide suitable ventilation. If smoothing compounds or adhesives will be used after the application of **Primer PU60**, spread **Quartz 1.2** or dry clean sand over the just treated surface in order to improve the bonding strength of the products to be applied.

Technical data:

Consistency: liquid.
Colour: brown.
Flammability: yes.
Application temperature range: from +5°C to +35°C.
Dilution: from 25 to 100% with **Thinner PU**.
Set to light foot traffic: depending on the dilution, 3-8 hours.
Hardening time: 24 hours.
Waiting time before laying with reactive glues: 2-7 days.
Storage: 12 months.
Application: roller or brush.

Consumption

0.4-1.2 kg/m².

Packaging

10 kg drums.



Thinner PU



Thinner in solvent specific for Primer PU60.

Where to use:

Thinner for **Primer PU60** and all one and two-component polyurethane products.

Technical data:

Consistency: liquid.
Colour: transparent.
Flammability: yes.
Storage: 12 months.

Consumption

0.25-1 l per litre of **Primer PU60**, depending on the dilution necessary.

Packaging

9 kg drums.



Eco Prim PU 1K



One-component, solvent-free, moisture curing polyurethane primer with very low emission of volatile organic compounds (VOC), for consolidating and waterproofing cementitious screeds.

Where to use:

Waterproofing cementitious screeds with a residual moisture content higher than the maximum level recommended for laying wooden floors.

Consolidating unstable and/or mechanically weak substrates.

Anti-dust treatment for cementitious and anhydrite screeds with a disjointed surface.

It may also be blended with quartz and used as a binder to mix synthetic mortar for small smoothing and repair operations.

If smoothing compound or parquet floor is to be laid after applying **Eco Prim PU 1K**, **Quartz 1.2** or clean, dry sand must be sprinkled on the surface immediately after treatment to improve the bond of successive applications.

If sand is not sprinkled on the surface, the wooden floor must be laid within 3 days using a reactive adhesive (such as **Ultrabond P990 1K**, **Ultrabond Eco P992 1K**, **Ultrabond Eco S955 1K**, **Ultrabond P902 2K**, **Ultrabond P913 2K**, **Lignobond**).

Technical data:

Consistency: liquid.

Colour: brown.

Flammability: no.

Application temperature range: from +5°C to +35°C.

Set to foot light traffic: approx. 9-10 hours.

Hardening time: 12-16 hours.

Waiting time for installation of wood with reactive adhesives: 24 h at minimum, 36 h at maximum.

Waiting time before laying parquet or smoothing layer on surfaces sprinkled with quartz: 36 hours.

EMICODE: EC1 R - very low emission.

Storage: 12 months.

Application: by brush or roller.

Consumption

0.2-0.4 kg/m² per coat.

Packaging

10 kg drums.



SHOPPI MALL - Spreitenbach - Switzerland
Products used: EPORIP TURBO, NIVORAPID, ECO PRIM PU 1K,
PRIMER MF, ULTRAPLAN ECO, ULTRABOND P902 2K

Eco Prim PU 1K Turbo



One-component, solvent-free, damp-hardening, rapid-drying polyurethane primer with very low emission of volatile organic compounds (VOC) for consolidating and waterproofing cementitious screeds.

Where to use:

Consolidating and dust-repelling treatments on cementitious, anhydrite and heated substrates with a crumbly surface. Waterproofing cementitious screeds with a residual humidity content higher than the maximum level recommended for laying wooden floors.

If smoothing compound or adhesive is to be spread on the surface after applying **Eco Prim PU 1K Turbo**, **Quartz 1.2** or clean, dry sand must be sprinkled on the surface immediately after treatment to improve the bond of successive layers. Instead of sprinkling on quartz, bonding of the smoothing compound may be improved by applying a coat of **Eco Prim T** on the surface of **Eco Prim PU 1K Turbo** when it is dry and ready to be stepped on (after approximately 2 hours).

Parquet may also be laid without sprinkling on the quartz, as long as the reactive adhesive (**Ultrabond P990 1K**, **Ultrabond Eco P992 1K**, **Ultrabond Eco S955 1K**, **Ultrabond P902 2K**, **Ultrabond P913 2K** or **Lignobond**) is applied on the final layer of primer within 3 days.

Technical data:

Consistency: liquid.

Colour: brown.

Inflammable: no.

Recommended application temperature range: from +5°C to +35°C.

Set to light foot traffic: after 2-3 hours.

Waiting time before laying parquet using reactive adhesives: minimum 2 hours, max. 3 days.

Waiting time before laying parquet or smoothing layer on surfaces sprinkled with quartz: 2 hours.

EMICODE: EC1 R - very low emission.

Storage: 12 months.

Application: by roller or brush.

Consumption:

0.1-0.45 kg/m².

Packaging

10 kg drums.



Primer MF



Two-component solvent-free epoxy primer to be used as an adhesion promoter for products from the Mapefloor range and to consolidate and waterproof cementitious substrates.

Where to use:

- Consolidating compound by impregnation of cementitious screeds, also radiant heated screeds, and unsound anhydrite screeds.
- Consolidating impregnation with anti-dust effect of concrete floors in garages, warehouses, industries, etc. and cementitious surfaces before the installation of raised flooring.
- Waterproofing screeds and concrete floors to prevent the excess rising of residual moisture.

In order to improve penetration in the screed thickness, the first coat of **Primer MF** can be diluted with **Primer KL** (0.8 l at maximum, equal to 1 kg of **Primer KL** every 6 kg of **Primer MF** (A+B)). If smoothing compounds or adhesives will be used after the application of **Primer MF**, spread **Quartz 1.2** or dry clean sand over the just treated surface in order to improve the bonding strength of the products to be applied.

Technical data:

Consistency: liquid.
Colour: transparent yellow.
Flammability: no.

Application temperature range: from +10°C to +35°C.

Waiting time before the installation of floors or application of smoothing compounds: 24-48 hours depending on the temperature.

Pot life: 90 minutes.

Mixing ratio: Part A : Part B = 3 : 1.

Storage: 24 months.

Application: roller and brush.

Consumption

0.2-0.3 kg/m², varies according to the absorption of the substrate.

Packaging

1 kg (A+B) and 6 kg (A+B) units.



Primer EP



Two-component waterproofing and consolidating primer, in solvent solution, for screeds and industrial flooring.

Where to use:

- Primer for the consolidation of surfaces of dusty or crumbly cementitious screeds, for anhydrite screeds, radiant heated screeds, old terrazzo tiles, gypsum and gypsum board.
- Waterproofing damp screeds to isolate residual moisture.
- Anti-dust impregnating primer over industrial flooring, garages, raised flooring.

If a levelling compound is used after the application of **Primer EP**, spread dry sand over the just treated surface to create a suitable mechanical key.

The substrate must be dry and clean, free of oil, grease, traces of paint and any loose particles.

Technical data:

Minimum drying time: 24 hours depending on the porosity of the substrate.

Consistency: liquid.

Colour: transparent.

Flammability: yes.

Application temperature range: from +10°C to +40°C.

Pot life of the mixture: 4-5 hours.

Mixing ratio: Part A : Part B = 1 : 1.

Storage: 24 months.

Application: by roller, brush or watering can.

Consumption

0.5-0.7 kg/m².

Packaging

5+5 kg drums.



Quartz 1.2



Washed and dried siliceous sand with controlled grading to be used to ensure bonding over resins or epoxy primers.

Where to use:

Can be used in all cases where rough surfaces are absolutely necessary to help the adhesion of smoothing compounds and adhesives over resins or epoxy primers.

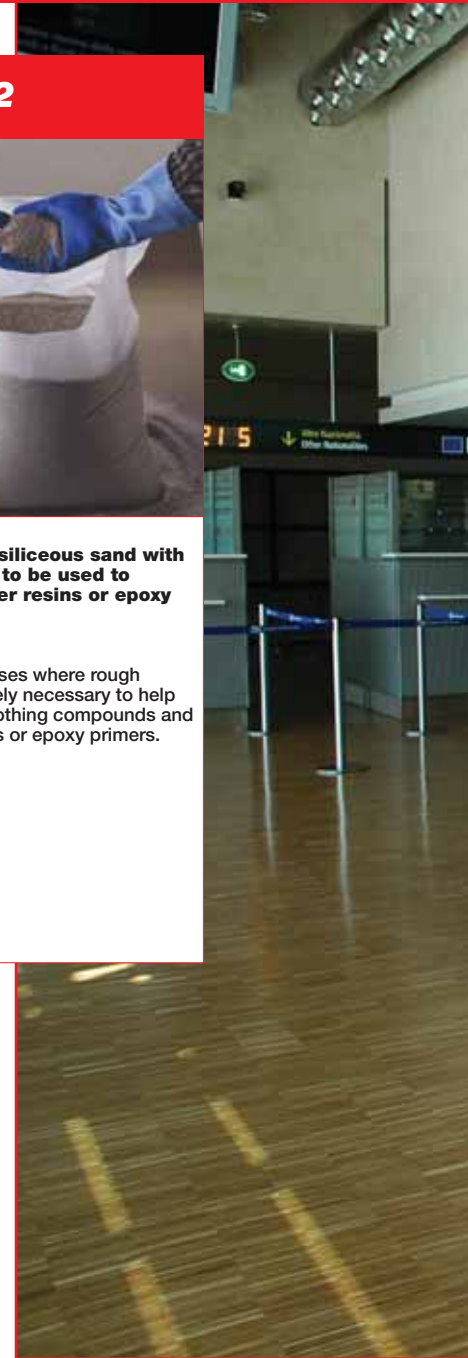
Technical data:

Colour: grey - beige.

Grading: 0.7-1.2.

Packaging

25 kg bags.





CANOVA AIRPORT - Treviso - Italy
Products used: EPORIP, PLANICRETE, PRIMER KL,
PRIMER MF, TOPCEM PRONTO, ULTRABOND P902 2K,
ULTRAPLAN, ULTRAPLAN MAXI, TRIBLOCK P

Triblock P



Three-component, epoxy-cementitious primer for waterproofing damp substrates, including non-absorbent ones.

Where to use:

Triblock P is used as a waterproofing system for damp substrates, especially:

- old ceramic or terrazzo floor dressings on substrates with excessive residual humidity;
- cementitious substrates with a humidity content higher than the recommended level for laying wooden or resilient floors.

Triblock P is a three-component epoxy-cementitious system which is diluted with water. It has the capacity of reticulating on even very smooth, damp surfaces and of forming a compact, waterproof layer which is suitable for laying parquet, PVC, linoleum, rubber and cementitious smoothing compounds.

The surface must be dry, clean and free of grease, oil, traces of old paintwork and any other coating which may be removed.

Technical data:

Consistency: component A liquid; component B liquid; component C powder.

Colour: component A white; component B white; component C white.

Inflammable: no.

Recommended application temperature range: from +5°C to +35°C.

Waiting time between the first and second coat: 4-6 hours.

Waiting time before laying floors or smoothing compounds: 18 hours.

Pot life: 30-40 minutes.

Mixing ratio: component A : component B : component C = 12 : 38 : 50.

Shelf life: 24 months.

Application: by brush or roller.

Consumption

0.5 kg/m².

Packaging

5 kg drums (A+B+C).





Eporip



Two-component epoxy adhesive for cold joints and sealing of cracks in screeds. Solvent-free.

Where to use:

- Creation of cold joints between fresh and old concrete.
- Stiff sealing of damages or cracks in screeds, cement floors, etc.

When it is necessary to recreate the monolithic property of the structure, apply **Eporip** on clean and dry surfaces. The substrate must be clean, dry, free from oil, grease, traces of paint and other loose material.

Technical data:

Consistency: Part A: fluid paste; Part B: fluid paste.

Colour: Part A: black; Part B: white.

Mixing ratio: Part A : Part B = 3 : 1.

Flammability: no.

Application temperature range: from +5°C to +30°C.

Setting time: 24 hours.

Workability: 60 minutes.

Open time: 5 hours.

Storage: 12 months.

Application: by brush, trowel or by pouring.

Consumption


0.5-2 kg/m².

Packaging

10 and 2 kg kit.



Eporip Turbo



Very fast hardening two-component polyester resin.

Where to use:

- Sealing cracks in screeds.
- By adding dry sand, **Eporip Turbo** can be used to manufacture mortars for small reparations.

Eporip Turbo hardens in approximately 20 minutes.

Technical data:

Consistency: Part A: fluid paste; Part B: fluid paste.

Colour: Part A: grey; Part B: white.

Mixing ratio: Part A : Part B = 500 : 8.

Flammability: yes.

Application temperature range: from +5°C to +30°C.

Setting time: 20-30 minutes.

Workability: 7 minutes.

Storage: 12 months.

Application: by trowel or by pouring.

Consumption

1.7 kg per litre of cavity to be filled.

Packaging

508 g metal cans
(Part A: 500 g; Part B: 8 g).



Pulicol



Solvent gel to remove adhesives and paint.

Where to use:

- Removal of old natural and synthetic resin based adhesives and paint.
- Cleaning old adhesives from marble and ceramic flooring, levelling compounds, ceramic tiles, mosaic, gypsum, metal, fibre-cement coverings.

After treatment with **Pulicol** wash the surface with water and soda then rinse.

Technical data:

Consistency: gel.

Colour: transparent.

Flammability: yes.

Application temperature range: from +10°C to +35°C.

Waiting time before removal:

- adhesives in water dispersion or in solution: 5 minutes;
- reactive adhesives: 60 minutes.

Storage: 24 months.
Application: by brush.

Consumption
 0.3 kg/m².

Packaging
 3 and 1 kg drums.



Cleaner L



Cleaning solution for pre-finished parquet.

Where to use:

Removal of traces of single component, polyurethane adhesive, epoxy adhesive and two-component, epoxy-polyurethane adhesive.

Technical data:

Consistency: liquid.

Colour: transparent.

Flammability: yes.

Application temperature range: from +5°C to +35°C.

Drying time: 24 hours.

Storage: 12 months.

Application: with a cotton rag.

Consumption
 5-20 g/m².

Packaging
 multi-pack of 12 l (0.85 kg) - bottles.



Cleaner H



Damp wipes for cleaning hands.

Where to use:

Removing traces of fresh adhesive and sealant from hands and surfaces. Particularly suitable for removing traces of single component, polyurethane adhesive (such as **Ultrabond P990 1K** and **Ultrabond Eco P992 1K**) and two-component epoxy-polyurethane adhesive (such as **Ultrabond P902 2K** and **Lignobond**).

Cleaner H wipes are a quick, handy item for cleaning hands on site when water is not available. The detergent solution which saturates the wipes contains vitamin E and real aloe that protects hands and leaves a pleasant smell.

Packaging
 plastic tubs containing 80 wipes (20x30 cm).

