

Ultratop System is made up of a series of special products to create self-levelling cementitious floors, for use in both industrial and domestic environments.

The system is made up of special primers, **Ultratop** and specially-formulated finishing products, to protect the floor and to obtain a variety of aesthetic effects on the surface.

Ultratop, the flagship product of the entire system, is a self-levelling, ultra fast-setting self-levelling mortar. It is easy to apply by hand or by machine, and is available in 6 different colours.

When used neat to create industrial floors, where functionality is the main priority, **Ultratop** must be treated with either transparent or coloured finishing products or with product of the **Mapefloor** range, which apart from offering good protection, also improve its resistance to abrasion.


Alternatively, if used to create decorative floors in environments such as homes, showrooms, shops, etc., **Ultratop** may be dry-polished to leave an effect that is similar to natural stones, or it may be mixed with **Dynastone Color**, a range of artificial aggregates patented by MAPEI which, due to their excellent compatibility with the self-levelling mortar, the wide range of colours available and their pleasant rounded shape, they may be polished to leave an effect which is similar to "terrazzo alla veneziana" floor.

Ultratop® colour chart

Ultratop System is available in 6 ready-to-use colours. The inherent nature of the cementitious binder means that the colours may vary slightly. After treatment with **Mapefloor Finish 50**, the floor will have a wet-look finish, whereas

Mapefloor Finish 52 W has no colouring effect.


We recommend carrying out a preliminary test before use.



White Light grey Standard Beige Rust red Anthracite


Dynastone® Color colour chart

Dynastone Color aggregates are available in 7 different colours. When creating polished floors, such as "terrazzo alla veneziana" floors, the various coloured aggregates available may be combined together and blended with **Ultratop** high abrasion-resistant, self-levelling mortar, which is also available in a wide range of colours, to obtain an infinite variety of coloured finishes.



White Yellow Orange Red Brown Blue Green

Note: the colours indicated are purely representative and may vary due to printing limitations



MAPEI UK LTD
Mapei House, Steel Park Road
Halesowen, West Midlands
B62 8HD
Tel. 0121 508 6970
Fax. 0121 508 6960
info@mapei.co.uk
www.mapei.co.uk

Ultratop® System

Cementitious
flooring systems



Natural effect Ultratop® System

Suitable for floors in both industrial and domestic environments



Particularly recommended for internal floors in:

- Industrial facilities, in areas used for processing and storage.
- Shopping centres, in areas subject to pedestrian traffic and areas used for storage where goods are moved around.
- Supermarkets, in areas subject to pedestrian traffic.

It is also suitable for:

- Shops, in sales areas and in store-rooms.
- Restaurants, in all areas.
- Apartments, in all rooms.

Performances and advantages:

- May be applied manually or mechanically at a thickness from 5 to 40 mm.
- Guarantees perfectly flat surfaces, similar to concrete floors; variations in colour may occur.
- Dries quickly, so that further finishing operations may be carried out after a very short time.
- Controlled shrinkage characteristics.
- Resistant to abrasion without the need for further coatings.
- After the finishing treatment, the floor may be waxed using **Mapelux Lucida** or **Mapelux Opaca** to make cleaning and maintenance operations simpler.

OPERATION CYCLE

- Application of the primer
- Casting of **Ultratop**
- Finishing coat
- Waxing

PRODUCTS REQUIRED

- **Primer**
Primer SN
or
Primer G
or
Mapeprim SP
- **Floor**
Ultratop
- **Finishing coat**
Mapefloor Finish 50
or
Mapefloor Finish 52 W
- **Waxing**
Mapelux Opaca
or
Mapelux Lucida



Polished effect Ultratop® System

For polished floors



Particularly recommended as flooring for:

- Showrooms, in all areas.
- Shops, in sales areas.
- Restaurants, in all areas.
- Apartments, in all rooms.

It is also suitable for:

- Shopping centres, in areas subject to pedestrian traffic.

Performances and advantages:

- May be applied manually or mechanically at a thickness from 10 to 40 mm.
- Controlled shrinkage characteristics.
- May be dry-polished approximately 2 days after applying **Ultratop**.
- The dry-polishing treatment brings out the aggregates contained in **Ultratop**.
- Guarantees perfectly flat, smooth, reflective surfaces.
- Allows different colours of **Ultratop** to be laid adjacently, to permit the creativity of the designer to be fully expressed.
- An infinite range of decorative floor design solutions are possible, without modifying their functional characteristics.
- After the finishing treatment, the floor may be waxed using **Mapelux Lucida** or **Mapelux Opaca** to make cleaning and maintenance operations simpler.

OPERATION CYCLE

- Application of the primer
- Casting of **Ultratop**
- Dry rough-polishing
- Application of **Ultratop Stucco**
- Dry polishing
- Finishing coat
- Waxing

PRODUCTS REQUIRED

- **Primer**
Primer SN
or
Primer G
or
Mapeprim SP
- **Floor**
Ultratop
Ultratop Stucco
- **Finishing coat**
Keraseal
or
Mapefloor Finish 50
or
Mapefloor Finish 52 W
- **Waxing**
Mapelux Opaca
or
Mapelux Lucida



Terrazzo effect Ultratop® System

For “terrazzo alla veneziana” type polished floors



Particularly recommended as flooring for:

- Apartments, in all rooms.
- Offices, in all areas.
- Shops, in sales areas.
- Showrooms, in all areas.
- Restaurants, in all areas.
- Museums and theatres, in areas used by the general public.
- Shopping centres, in areas subject to pedestrian traffic.

Performances and advantages:

- Applied manually at a thickness from 15 to 40 mm.
- May be dry-polished approximately 2 days after applying the **Ultratop** and **Dynastone Color** blend.
- The dry-polishing treatment brings out the rounded shape of the **Dynastone Color** aggregates and highlights the product's perfect physical-chemical compatibility with **Ultratop**.
- The polishing treatment guarantees perfectly flat, smooth and reflective surfaces, with an appearance similar to “terrazzo alla veneziana” floors.
- If different colours of **Dynastone Color** are used, unique, innovative and original floor coverings may be created.
- After the finishing treatment using **Keraseal**, the floor may be waxed using **Mapelux Lucida** or **Mapelux Opaca** to make cleaning and maintenance operations simpler.

OPERATION CYCLE

- Application of the primer
- Casting of **Ultratop** mixed with **Dynastone Color**
- Dry rough-polishing
- Application of **Ultratop Stucco**
- Dry polishing
- Finishing coat
- Waxing

PRODUCTS REQUIRED

- **Primer**
Primer SN
or
Primer G
or
Mapeprim SP
- **Floor**
Ultratop
Dynastone Color
Ultratop Stucco
- **Finishing coat**
Keraseal
- **Waxing**
Mapelux Opaca
or
Mapelux Lucida

