

### Description

The Delta Dual V3 packaged pump station has been specifically designed to work in harmony with Cavity Drained Systems to collect groundwater via a perimeter drainage channel or modular drainage.

Manufactured from superior high-density polyethylene (HDPE), this package pump station can withstand hydrostatic forces encountered in applications with high water tables. Pumping applications are invariably demanding – typically operating in unsympathetic, arduous, or extreme environments, where quality matters.

The powerful vortex pump offers innovative design and advanced technology making it extremely dependable even when subjected to continuous use (subject to correct installation).

The Delta Dual V3 offers unrivalled capabilities. It includes chamber, all internal pipework and two powerful Delta V3 submersible pumps. The Delta Dual V3 packaged pump station is suitable for collecting ground water from a 150 m<sup>2</sup> basement and surface water from a maximum 12 m<sup>2</sup> light well.

### Features

- Suitable for ground, surface, storm, and grey water applications
- Flow rate up to 2 L/s at 4m head
- Chamber manufactured from superior virgin tank grade HDPE enabling the Delta Dual V3 to withstand hydrostatic forces encountered in applications with high water tables
- All internal pipework is pre-assembled within chamber including non-return valve
- Quick and simple installation
- Supplied with two powerful Delta Dual V3 Submersible Pumps
- Suitable for residential, commercial and heritage projects

### Specification

- NBS Specification R18 (Clause 310) Pumping Stations and Pressure Pipelines
- BS 8102:2022 Type C Drained Protection

### Associated products

- Battery backup systems
- High-level alarms
- Remote monitoring
- External pipework
- Pumps
- Access covers
- Additional inlets

### Product details

DMS 164



# PRODUCT DATA SHEET

## Delta Dual V3 Packaged Pumping Station

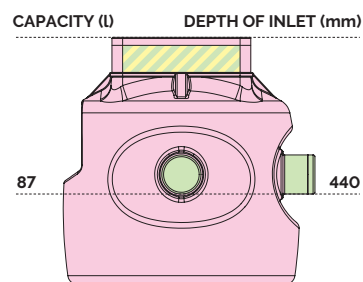
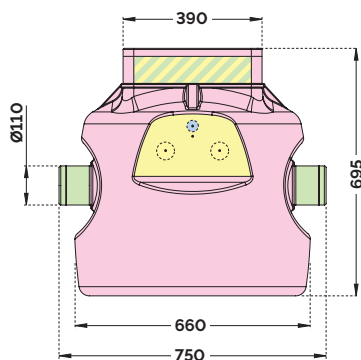
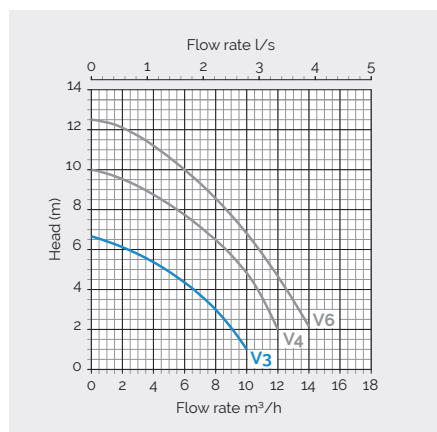
### Technical data

#### PUMP SPECIFICATIONS

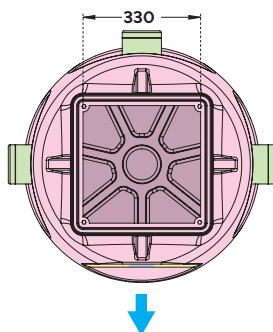
Pump type	V3
Pump type	Vortex
Control	Automatic
Power supply	230 VAC
Rated current	1.9 A
Motor rating (P2)	180 W
Revs per min.	2800 rpm
Discharge size	1½"
Free passage	10 mm
Max. vertical	6.8 m
Max. flow rate	2.9 L/s
Max liquid temp.	<40 °C
Cable length	10 m
Weight	5.2 kg



Delta V3 Submersible Pump



All dimensions are in millimetres (mm) and are to the invert level (bottom of pipe). All capacities are in litres (l).



#### Positioning connections

Discharge only
Inlet location allowed
Inlet, cable ducts or vent allowed
Cable ducts and vents only
No drilling allowed

#### CHAMBER SPECIFICATIONS

Chamber	Dual V3/4/6 Sump
Material	Tank-grade HDPE
Volume below inlets	87 litres
Clear opening	330 mm x 330 mm
Fixed inlets	3 x 110mm
Discharge	1½" BSP Class E
Cable duct	2" / 50mm

### Other information

All data and information contained in these Product/Technical Data Sheets is up-to-date and correct as at the date of issue. The information given is suggested as guidance and should only be used for evaluating your specific application. Delta Membrane Systems Limited cannot control or anticipate the conditions under which this product may be used, each user should review the information in specific context of the planned use. The information contained in these Product/Technical Data Sheets should not be considered a warranty, expressed, or implied, including but not limited to a warranty of merchantability or fitness for a particular purpose. In no event shall Delta Membrane Systems Limited be liable for any incidental or consequential damages resulting from the use, misuse, or inability to use the product. This exclusion applies regardless of whether such damages are sought based on breach of warranty, breach of contract, negligence, strict liability in tort, or any other legal theory. When in doubt, contact Delta's Technical Team on 01992 523 523.