



You've got it in
bradstone

**LOOKING FOR
INSPIRATION?**

Create your ideal
hidden haven

*Outdoor space you can enjoy
all year round*

Create the perfect
grow-your-own space

COVER FEATURE
Vetusto in Dune

BRADSTONE

*Everything you need
to transform your
outdoor space, here in*

one place

*Looking for inspiration to get your
imagination running wild with ideas to
create the outdoor space you've always
dreamed of?*

You've got it in one book – packed with new styles, including all our established favourites and capturing over 60 years of experience in bringing your ideas to life.

Let us help you transform your area - whatever the shape or size - into somewhere that fits your needs perfectly. Be it a wonderful space to entertain friends, kick back with a good book or just take a well-earned break from the everyday hustle and bustle.

Choose your favourite product and order one of our free samples from **bradstone.com** giving you the confidence to know what the product will look and feel like in your garden. Then when you are ready to start your project, our network of Assured installers are on hand to make sure everything runs smoothly and efficiently.



*Brilliantly
British made*



It's good to know that our concrete landscaping products are manufactured right here in the UK*.

Our quarries, factories and offices cover the length and breadth of Britain. So choose Bradstone when you want to be truly sure of quality, performance and style.

Look out for the flag as you flick through this brochure. It's the sign which shows you're getting the best of British.

*Excluding Carpet Stones



*Get a sample of our
Bradstone product*

While you're deciding on your perfect product, why not get a feel for your favourite one with a sample. Choose a Bradstone product sample, and we'll deliver it straight through your letterbox within five days.

**Order your free sample today at
bradstone.com or call 01335 372289**



Order Choice

Here at Bradstone we understand that one size does not fit all and sometimes you may not require full packs to finish your project. The Bradstone Order Choice service means that you can order most of our products from any Bradstone stockist, even if they do not stock that particular product or the product does not normally come in the quantities you require†.

The technical information at the back of this brochure allows you to see which products are eligible for order choice, or ask your local stockist for more information. To find the Bradstone stockist nearest to you, visit **bradstone.com**, select 'Find a stockist' and enter your postcode. We have stockists nationwide, so we're never far away.

†Please note we do not split patio feature kits.




The **one** team you can always trust

Find your Bradstone Assured installer

Simply enter your postcode at bradstone.com and you'll get a list of local installers you know you can trust. Each installer's profile tells you a bit about them and what they specialise in.

So, just pick whoever you think you'd be happy to have working for you and ask them for a quote online. If you want some help finding an installer, call us on **01335 372331**

Our Assured promise to you:

| | |
|---|--|
|  <p>EXPERT ADVICE</p> |  <p>HIGH STANDARDS OF WORKMANSHIP</p> |
|  <p>QUALITY ASSESSED INSTALLERS</p> |  <p>INSURED FOR YOUR PEACE OF MIND</p> |



BRADSTONE  **Assured™**

Working with your Bradstone Assured installer

So, you've now got a landscaping and gardening professional on your side. Don't be afraid to ask lots and lots of questions; make the most of their experience and expertise. Together, you'll work out the best way to install your perfect patio, pathway or driveway. Your Bradstone Assured installer may also be able to share their extensive experience and knowledge of successful planting, lawns, walling and finishing-touch features.



Meet Alastair one of our Assured installer team

"A successful project is all about good communication, starting with the homeowner's ideas and dreams to define their style and design but also ensuring they are involved in every step of the project. Honestly, the best part of my job is seeing the idea come to life and the reaction we get from the homeowner when they see the transformation."

I've been a Bradstone Assured installer for a number of years and not only does it give our client the extra reassurance of our capability but means we can offer them a wide range of products that Bradstone has to offer and with the quality demanded by our clients."

On the next page you will meet Mark and Becky, two recent customers of Alastair's who will guide you through their journey with Bradstone.

The Bradstone Assured Guarantee

Opting for a Bradstone Assured installer may mean that you can benefit from our Bradstone Guarantee.

10 year guarantee on products: Applies to all new Bradstone Branded products with the exception of Peak.

5 year guarantee on installation: Applies to installation of Bradstone products only for a reasonable domestic use. **Please note you will only be eligible for a Bradstone Guarantee once the project has been completed and you have successfully registered for your guarantee.*

1 year guarantee on pointing materials: Applies to all pointing material used by a Bradstone Assured installer.

- 

10 YEAR GUARANTEE ON PRODUCTS*
- 

5 YEAR GUARANTEE ON INSTALLATION*
- 

1 YEAR GUARANTEE ON POINTING MATERIALS*

*Terms and conditions apply. For full details visit bradstone.com/assured

Register your guarantee

Once your hard landscaping is complete your Bradstone Assured installer will provide you the Bradstone Assured Guarantee completion card. This outlines the terms and conditions along with a freepost envelope with all of the project details included. You will then need to fill out this card and send it through to our offices for processing. Following this you will receive a certificate confirming your guarantee. *Please note that without this certificate you will not be covered under the Bradstone guarantee.*

Discover more, visit bradstone.com/assured

Find your installer.

To find your nearest installer, scan the QR code with your smartphone.



-  **BradstoneUK**
-  **bradstoneuk**
-  **bradstoneuk**
-  **bradstoneUK**
-  **@BradstoneUK**

Follow Mark & Becky as they transform their garden

Mark and Becky live in the East Midlands with their dog Molly. Since moving in 6 years ago they hadn't done much to their garden. So they decided now was the time to create an outdoor space where they could relax with family and friends all year round.

Scan here for the full story

To find out more about Mark and Becky's experience scan the QR code with your smartphone.



What Alastair thinks

We've heard how pleased Mark and Becky are with their garden. But what were things like from the installer's point of view? We asked Alastair of Alfresco Landscaping how it was working with the couple, and with Bradstone products and support:

"Mark and Becky were always clear what they liked and disliked but were sufficiently open minded to be guided on the ideal space for them. Being a Bradstone Assured installer has given us the confidence to approach projects like this with a recognised brand behind us. If there are any questions about range, availability or technical issues, they're answered quickly and efficiently so we can offer the best service to our clients."

The dream

"Our vision was to create an entertaining space to blend in with our house and the surrounding countryside", explains Becky.


The couple already had plenty of ideas and inspiration of their own. What they needed was the help of a landscaping professional to work with them in creating the design they wanted. "After doing some research for a local garden designer, we came across Alfresco Landscaping. They were great to work with and recommended Bradstone paving for our garden and we loved it."

The practicalities

After the excitement of the design stage, the next task was checking on the practicalities of their plan.

"A big part of our project involved hard landscaping and we were keen to have a company with expertise and knowledge in that area", said Mark.

Alfresco checked things like safe access for workmen and machinery, whether there were any roots or drains in the way of the work and organised the delivery and pick up of skips. They did everything to iron out potential problems so there were no nasty surprises once things got underway.



After



The perfect paving

The project really felt like it was coming to life when Mark and Becky got to see samples of the materials they had picked.

With over 130 Bradstone products available, Becky admits they were spoiled for choice. "We chose Romeli in the end because it's weatherproof, requires less maintenance, is high quality and has the Grey Blend shade which works well with our house and surroundings."

The finished result

Now their garden is complete, what was the best thing for Mark and Becky about the whole experience? "That's easy. Seeing each stage of the garden unfold to create the transformation we dreamed of."

"We're delighted with the garden. Alfresco Landscaping listened to our ideas and translated them into a fantastic design that is a perfect space for relaxing and entertaining"

MARK TAYLOR



You can keep your patio or driveway in beautiful condition for years

Scan here for more information

Scan the QR code with your smartphone for cleaning and maintenance tips.



Periodic Cleaning

A sweep with a stiff broom and hot soapy water is usually enough to prevent build up of dirt.

The occasional use of a patio or driveway wash will further enhance appearance, but please use sparingly as it may adversely affect the long-term durability of your paving. Check with your local stockist or Assured installer for advice on suitable products. Every three months, check for loose or damaged pavingstones and ensure all jointing material is intact. Thoroughly clean any stains such as alcohol, barbecue fat or bird droppings. Always test a small area first before cleaning your whole patio or driveway.

Please note: Jointing materials may potentially stain/change colour when directly exposed to acid based cleaners. We recommend testing on a small indiscreet area first. Limestone, Slate and Granites are especially sensitive to cleaners and therefore we do not recommend acid based product for such pavers.



Weeding

A newly laid patio or driveway can stand for many years before weeds force their way to the surface through small cracks or crevices. There are a number of ways you can restore the appearance of your patio:

Removal of weeds

Pull weeds up from the root. Grab or pinch the base of the weed to remove as much as possible. For wider gaps between brick patio joints, dig the weed up using your hands or a small shovel.

Jointing

For block paving products, we recommend the use of kiln dried sand. And where a mortar joint is required, we recommend 3 parts building sand to 1 part cement. The sand fills voids and reduces the moisture weeds need to grow.



'White Bloom' on garden or driveway paving

Occasionally, after a few weeks or months, white patches may appear on the surface of paving stones. This is known as efflorescence or white bloom. Efflorescence is a natural phenomenon and can occur with all cement-based products, as well as other paving products. It may appear randomly and will possibly appear more pronounced on coloured paving. The white bloom may give the impression that the colour of the paving is fading but, when wet, you will find that the efflorescence vanishes and the paving returns to its original shade. The white bloom will often return once the paving dries. Rest assured that the efflorescence has no detrimental effect on the performance of the paving and will generally disappear with time.

Factors such as climate conditions, location and aspect (damp/shady or open/sunny) are variables that can affect the extent of the phenomenon.

Natural Stone

Natural Stone may contain minor imperfections and foreign materials as part of its inherent make-up; for instance iron oxides and other naturally occurring pigments. These do not affect the performance of the paving but may mean that some discolouration occurs naturally.

Sealants

Sealants can be used on your patio or driveway. However, please check the sealant manufacturer's instructions to ensure it is suitable for sealing paving. Breathable sealants are recommended.

Please note: Applying sealant to paving may affect the colour. Sealants are not required to ensure durability of the product. Sealants can be applied for various reasons – i.e. ease of cleaning, colour enhancement and matt/gloss appearance. It is not necessary to seal porcelain.

- It is important to use the correct sealant for the product material – concrete, natural sandstone, block paving, granite etc.
- Sealants should not as a rule be applied until after the paving has been laid for about two months with the exception of Smooth Natural Sandstone.
- Smooth Natural Sandstone needs to be handled very carefully when installing to minimise staining. We would advise that the product be sealed prior to laying. However, if this is not possible, it should be covered up as it is installed and sealed as soon as it is laid.
- It's vital to use a good quality sealant and apply as per the manufacturer's instructions. Remember, once applied it can't be removed.





Old Town paving in Grey-Green

Contents

12-49
Porcelain Collection

50-81
Concrete Paving

82-101
Natural Stone Ranges

102-125
Driveway Block Paving

126-151
Landscaping Features

152-175
Technical Information

- ▶ BradstoneUK
- 📷 bradstoneuk
- 📌 bradstoneuk
- 📘 bradstoneUK
- 🐦 @BradstoneUK



Get the assurance of



Our nationwide network of landscapers are experts in making your garden or driveway dreams a reality. Find your nearest Bradstone Assured installer at bradstone.com/assured



Find a stockist

Looking for your local Bradstone stockist? There's only **one** place to go.

To find the Bradstone stockists nearest to you, just visit bradstone.com/stockists, click 'Find a stockist' and enter your postcode. We have stockists nationwide, so we're never far away.



Keep an eye out for our trend pages throughout the brochure

Porcelain Collection

Our beautiful range of porcelain paving truly gives you the best of both traditional and contemporary styling.

Is porcelain right for you?

Porcelain is durable, scratch resistant, non-porous, comes in accurate sizes and doesn't require any sealant. Choose from a wide variety of colours that won't fade. Complete the look with matching patio packs, steps, coping and edging too. All of our porcelain products are 20mm thick with some ranges available in 10mm* to continue the look indoors.

For key product information go to page 172.

| | |
|-----------------------|----|
| ROMELI®..... | 15 |
| ASPERO®..... | 19 |
| MANZANO®..... | 20 |
| MANZANO® MOSAICS..... | 23 |
| MODE® PROFILED..... | 28 |
| MODE® TEXTURED..... | 30 |
| PAUTA®..... | 33 |
| TORDILLO®..... | 34 |
| VETUSTO®..... | 39 |
| MADERA® ANTIGUA..... | 41 |
| MADERA® GRANDE..... | 42 |
| ARENARIA®..... | 44 |
| BROOKLYN®..... | 47 |
| TEPHRA®..... | 49 |

*Includes: Mode Profiled, Mode Textured, Manzano (excluding Mosaics), Tordillo, Tephra and Brooklyn ranges.

! IMPORTANT INFORMATION:

Although every effort is made to ensure accuracy, all images are for illustrative purposes only. Due to varying light conditions, it is not always possible to show the true colours of our products in a photograph. To ensure you are completely happy with the product before ordering, you can order a sample at bradstone.com or from our Customer Care team on **01335 372289**.



Vetusto paving in Dune

Get that homely feeling, outdoors. A perfect place for entertaining the whole family.



Outdoor rooms




Make your outdoor space an extension of your home. It can be just as homely and relaxing by incorporating lounge seating, dining areas and rugs.

We've created this look using our stunning Vetusto paving. Its characterful 'lived in' style is perfect for creating this space.

Discover more, visit bradstone.com



Romeli paving in Buff Blend installed by Bradstone Assured installer
PB Landscapes of Melbourne – www.pblandscapes.co.uk



FREE SAMPLES
OF OUR PRODUCTS AVAILABLE
AT BRADSTONE.COM

ROMELI®

Authentic design with traditional features.

With fettled edges, Romeli is sure to bring character and charm to any garden. A hard-wearing, scratch resistant, lower maintenance paver that is ideal for patios wanting to create a timeless look. It is designed to mimic the look of natural stone with its unique qualities offering a wide variation in colour. Available in 800x400mm single sized pavers.

For technical details go to page 152.



Buff Blend (Bf)



Grey Blend (G)

! IMPORTANT LAYING INFORMATION:

Bradbond Slurry Primer needs to be applied to the reverse of each paver prior to laying to aid adhesion. See pages 148 and 172. Visit our [YouTube](https://www.youtube.com/channel/UCBradstoneUK) channel BradstoneUK to watch our 'How to lay porcelain paving' video.



Romeli paving in Grey Blend installed by Bradstone Assured
installer Alfresco Landscaping - www.alfrescolandscaping.co.uk



Aspero paving in Dark Grey and Mode Profiled in Graphite installed by
Bradstone Assured installer, Assured Driveways – www.assureddriveways.co.uk



Porcelain
Collection



ASPERO®

Aspire to cutting-edge style.



Aspero paving in Beige with Natural Sandstone walling slips in Sunset Buff and Mode Profiled coping in Silver Grey installed by Bradstone Assured installer Applefields - www.applefields.co.uk



LOOKS GREAT WITH
MODE PROFILED STEPS
SEE PAGE 129


Porcelain
Collection

ASPERO® NEW SIZE

Aspire to cutting-edge style.

Aspero is an ultra-modern, strong, durable and lower maintenance porcelain paver. It has a fine riven texture featuring mica crystals to add interest and sparkle to your patio and comes in four stunning shades that won't fade. We also have a range of steps with edging and coping to perfectly complement Aspero paving, enabling you to create a coordinated finish to your garden. It is available in a 18.36m² patio pack that features three different sizes for a more randomised natural appearance. New for 2020, a linear laid patio pack of 19.44m² using three different sizes in Silver Grey and Graphite.

For technical details go to page 152.



Beige (Bg)



Dark Grey (DG)



Silver Grey (SG)



Graphite (Gr)

IMPORTANT LAYING INFORMATION:

Bradbond Slurry Primer needs to be applied to the reverse of each paver prior to laying to aid adhesion. See pages 148 and 172. Visit our **YouTube** channel BradstoneUK to watch our 'How to lay porcelain paving' video.



Aspero paving in Silver Grey and Dark Grey, installed by Bradstone Assured installer of the year 2019, T Perrin and Sons - www.tperrinandsons.co.uk




Discover more, visit bradstone.com

MANZANO®


Create a polished, designer look.

Manzano incorporates a distinctive and varied colour blend to create the ultra contemporary appearance of polished concrete. It is strong, durable, lower maintenance and does not fade. Why not incorporate Manzano Mosaics in your garden design to give it a more distinct appearance? Available in 1200x600mm and 600x600mm single sized pavers.

For technical details go to page 153.



Pearl (Pe)



Grey (Gy)

! IMPORTANT LAYING INFORMATION:

Bradbond Slurry Primer needs to be applied to the reverse of each paver prior to laying to aid adhesion. See pages 148 and 172. Visit our [YouTube](#) channel BradstoneUK to watch our 'How to lay porcelain paving' video.




Manzano paving in Pearl, installed by Bradstone Assured installer Alfresco Landscaping – www.alfrescolandscaping.co.uk



Porcelain
Collection

 Manzano paving in Pearl finished with Woburn Rumbled in Graphite, installed by Bradstone Assured installer PB Landscapes of Melbourne – www.pblandscapes.co.uk

 Find your local stockist at bradstone.com/stockists



Manzano paving in Grey and Grey Mosaic, Installed by Bradstone Assured installer GK Wilson Landscape Services - www.gkwilsonlandscaping.co.uk




MANZANO® MOSAICS

A distinctive finish that's uniquely yours.

Manzano Mosaic pavers are randomly designed, lower maintenance and complement our Manzano paving. They offer endless design options for your garden, to be used as edging, corners, a central feature or even randomly placed throughout the patio, allowing you to create something truly unique. There are 12 individual mosaic design motifs that we use to create our mosaic paver so that your patio is as authentic as it can be. Both shades are available in 600x600mm with a random mix of both four motifs and single motifs in a pack and our Pearl Mosaics are also available in 900x225mm and 600x300mm.

For technical details go to page 153.



Pearl Mosaic




Grey Mosaic



Example of a four motif
600 x 600mm paver.



Example of a single motif
600 x 600mm paver.



Example of an eight motif
600 x 300mm paver. Only available in Pearl Mosaic.



Example of a four motif
900 x 225mm paver. Only available in Pearl Mosaic.

Designed by Paul Hervey-Brookes,
Gold medal winner at RHS Hampton Court Palace Flower Show 2017





Mode Profiled paving in Graphite, installed by Bradstone Assured installer LB Landscaping - www.lblandscaping.co.uk



Porcelain
Collection



MODE® PROFILED

The definition of contemporary elegance.

Mode Profiled paving in Silver Grey

££££

Porcelain
Collection



LOOKS GREAT WITH
NATURAL STONE WALLING
SEE PAGE 132


MODE[®] PROFILED

NEW SIZE

The definition of contemporary elegance.

Mode Profiled is a range of beautiful porcelain paving that adds modern sophistication to any garden. It has a fine riven texture featuring mica crystals to add interest and sparkle to your patio. This paving is impactful, lower maintenance and does not fade. Available in 600x600mm, 600x300mm and 900x150mm in all four shades and 900x450mm in Silver Grey and Graphite. We offer a 10mm version to allow you to use this paving indoors. We also have a range of steps, edging and coping that allow you to create a coordinated look for your garden.

For technical details go to page 153.



Beige (Bg)



Dark Grey (DG)




Silver Grey (SG)



Graphite (Gr)

! IMPORTANT LAYING INFORMATION:

Bradbond Slurry Primer needs to be applied to the reverse of each paver prior to laying to aid adhesion. See pages 148 and 172. Visit our [YouTube](#) channel BradstoneUK to watch our 'How to lay porcelain paving' video.




Mode Profiled 900x450mm paving in Silver Grey



Mode Profiled paving in Silver Grey with Mode Profiled coping in Silver Grey installed by Bradstone Assured installer Applefields - www.applefields.co.uk



Mode Profiled paving in Beige, installed by Bradstone Assured installer of the year 2019, T Perrin and Sons - www.tperrinandsons.co.uk



LOOKS GREAT WITH
MODE PROFILED STEPS
SEE PAGE 129

MODE[®] TEXTURED

Designed with character and style.

Mode Textured has a finely grained finish to create the feel of the highest quality natural sandstone. It also has all the benefits of porcelain paving; strong, durable and does not fade. Available in two shades, you can create the ultimate outdoor space. Available in a single size 600x600mm paver, a 10mm version is also available to order to allow you to also use this paving indoors.

For technical details go to page 154.




Shell (Sh)



Graphite (Gr)

! IMPORTANT LAYING INFORMATION:

Bradbond Slurry Primer needs to be applied to the reverse of each paver prior to laying to aid adhesion. See pages 148 and 172. Visit our [YouTube](#) channel BradstoneUK to watch our 'How to lay porcelain paving' video.



Mode Textured paving in Graphite



Mode Textured paving in Shell

££££

Porcelain
Collection



Pauta paving in Mid Grey and Silver Grey with Natural Slate walling slips in Blue-Black installed by Bradstone Assured installer PB Landscapes of Melbourne - www.pblandscapes.co.uk



FREE SAMPLES
OF OUR PRODUCTS AVAILABLE
AT BRADSTONE.COM

Porcelain
Collection

PAUTA®

Maximum strength, minimalist styling.

Pauta features a speckled design to create the look of natural granite with all the benefits of modern porcelain. It is strong, lower maintenance, durable and does not fade. Available in 600x600mm and 900x450mm.

For technical details go to page 154.




Silver Grey (SG)



Mid Grey (MG)

! IMPORTANT LAYING INFORMATION:

Bradbond Slurry Primer needs to be applied to the reverse of each paver prior to laying to aid adhesion. See pages 148 and 172. Visit our [YouTube](https://www.youtube.com/channel/UCBradstoneUK) channel BradstoneUK to watch our 'How to lay porcelain paving' video.



Pauta paving in Silver Grey with Mode Profiled Graphite installed by Bradstone Assured installer PB Landscapes of Melbourne - www.pblandscapes.co.uk



Discover more, visit bradstone.com



Tordillo paving in White, installed by Bradstone
Assured installer Harris Hard Landscaping



Porcelain
Collection



TORDILLO®

A marvel in marble.

Tordillo combines the world of beautiful natural marble with the benefits of modern porcelain. Its stunning swirls and exquisite veining are complemented by exceptional strength, durability, no colour fading and lower maintenance. Available in a 600x600mm single sized paver.

For technical details go to page 154.



White (Wh)

! IMPORTANT LAYING INFORMATION:

Bradbond Slurry Primer needs to be applied to the reverse of each paver prior to laying to aid adhesion. See pages 148 and 172. Visit our [YouTube](#) channel BradstoneUK to watch our 'How to lay porcelain paving' video.



Vetusto paving in Dune, installed by Bradstone Assured
installer Habitat Landscapes - www.habitatlandscapes.co.uk



Porcelain
Collection



VETUSTO®

The profile of slate, the personality of porcelain.

Vetusto paving in Rustic Gold



FREE SAMPLES
OF OUR PRODUCTS AVAILABLE
AT BRADSTONE.COM

Porcelain
Collection

VETUSTO®

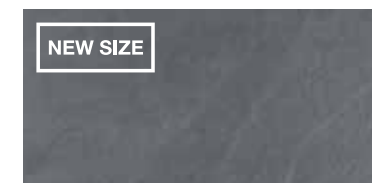
The profile of slate, the personality of porcelain.

Vetusto combines the characteristics of aged slate and the benefits of modern porcelain. Its distinctive colour brings a 'lived in' feel to your garden. Being porcelain, it's strong, durable and does not fade. It is available in a 18.36m² patio pack featuring three different sizes for a random, natural appearance. Our Blue-Black and Dune shades are also available in 895x595mm single sized pavers.

For technical details go to page 155.



Dune (Du)



Blue-Black (BB)



Rustic Gold (RG)

! IMPORTANT LAYING INFORMATION:

Bradbond Slurry Primer needs to be applied to the reverse of each paver prior to laying to aid adhesion. See pages 148 and 172. Visit our [YouTube](#) channel BradstoneUK to watch our 'How to lay porcelain paving' video.



Vetusto paving in Blue-Black

LOOKS GREAT WITH
NATURAL SANDSTONE WALLING
SEE PAGE 134



Madera Antigua paving in Oak, installed by Bradstone Assured installer Bishops Landscaping - www.bishopslandscaping.com



FREE SAMPLES
OF OUR PRODUCTS AVAILABLE
AT BRADSTONE.COM

Porcelain
Collection

MADERA® ANTIGUA


Beautiful paving does not grow on trees.

Madera Antigua brings an authentic aged timber look to any garden but without the warping or degradation associated with real wood. It is strong, lower maintenance, durable and does not fade. Available in a 900x150mm single sized paver, Madera Antigua comes in two shades, each with subtle variations.

For technical details go to page 155.



Grey (Gy)



Oak (Oa)

! IMPORTANT LAYING INFORMATION:

Bradbond Slurry Primer needs to be applied to the reverse of each paver prior to laying to aid adhesion. See pages 148 and 172. Visit our [YouTube](#) channel BradstoneUK to watch our 'How to lay porcelain paving' video.



Madera Antigua paving in Grey, installed by Bradstone Assured installer PB Landscapes of Melbourne - www.pblandscapes.co.uk

MADERA® GRANDE NEW RANGE

Beautifully sleek and stylish.

Our wonderful new range is an alternative to the very popular Madera Antigua collection. This contemporary wide plank replicates the detailed look of timber but with all the benefits of the porcelain, whilst maintaining the large aspect aesthetics of the product. Available in 1200x300mm single sized pavers.

For technical details go to page 155.



Dark Brown (DB)



Light Brown (LB)

! IMPORTANT LAYING INFORMATION:
Bradbond Slurry Primer needs to be applied to the reverse of each paver prior to laying to aid adhesion. See pages 148 and 172. Visit our [YouTube](#) channel BradstoneUK to watch our 'How to lay porcelain paving' video.



Madera Grande in Light Brown



Madera Grande in Dark Brown



LAID WITH
BRADSTONE PEDESTALS
FOR MORE DETAILS
SEE PAGE 151



Arenaria paving in Light Grey, installed by Bradstone Assured installer Lee Harvey Designs - www.leeharveydesigns.co.uk



ARENARIA®

When good looks meet practicality.

Designed to replicate the look of randomly laid natural sandstone and with consistently accurate sizes, the 18.36m² Arenaria patio pack is laid with thin joints for a traditional feel and a contemporary twist.

For technical details go to page 156.



Dark Grey (DG)



Light Grey (LG)



Cream (Cr)

! IMPORTANT LAYING INFORMATION:

Bradbond Slurry Primer needs to be applied to the reverse of each paver prior to laying to aid adhesion. See pages 148 and 172. Visit our [YouTube](#) channel BradstoneUK to watch our 'How to lay porcelain paving' video.



Arenaria paving in Dark Grey, installed by Bradstone Assured installer Lee Harvey Designs - www.leeharveydesigns.co.uk

FREE SAMPLES
OF OUR PRODUCTS AVAILABLE
AT BRADSTONE.COM

Brooklyn paving in Cream

£££



FREE SAMPLES
OF OUR PRODUCTS AVAILABLE
AT BRADSTONE.COM

Porcelain
Collection

BROOKLYN®

Urban style to modernise your outdoors.

An ultra-modern design that comes in one size, Brooklyn creates an urban look in any outdoor space. Available in a 600x600mm single sized paver.

For technical details go to page 156.



Dark Grey (DG)



Light Grey (LG)



Cream (Cr)

! IMPORTANT LAYING INFORMATION:

Bradbond Slurry Primer needs to be applied to the reverse of each paver prior to laying to aid adhesion. See pages 148 and 172. Visit our [YouTube](#) channel BradstoneUK to watch our 'How to lay porcelain paving' video.



Brooklyn paving in Light Grey

Tephra paving in Cream



FREE SAMPLES
OF OUR PRODUCTS AVAILABLE
AT BRADSTONE.COM

Porcelain
Collection

TEPHRA®

Contemporary style you'll enjoy for years.

This range imitates the look of contemporary sawn sandstone.
Available in a 600x600mm single sized paver, perfect for a uniform pattern.

For technical details go to page 156.



Dark Grey (DG)



Light Grey (LG)



Cream (Cr)

! IMPORTANT LAYING INFORMATION:

Bradbond Slurry Primer needs to be applied to the reverse of each paver prior to laying to aid adhesion. See pages 148 and 172. Visit our [YouTube](#) channel BradstoneUK to watch our 'How to lay porcelain paving' video.



Tephra paving in Light Grey

Concrete Paving

Our range of concrete paving combines style, strength and complete design flexibility.

Is concrete right for you?

Concrete paving is hard-wearing, durable and strong. Choose from endless design options, sizes and styles with either an authentic aged appearance or a contemporary look. Complete the look with circles, coping, walling and edging too. Plus, it comes in a range of prices to suit all budgets.

For key product information go to 172.

| | |
|--------------------------|----|
| OLD TOWN® | 55 |
| CARPET STONES | 57 |
| STONEMASTER® | 59 |
| PANACHE GROUND..... | 61 |
| MAHINA® | 63 |
| MOORDALE® TEXTURED | 64 |
| OLD RIVEN | 69 |
| AGED RIVEN..... | 70 |
| ASHBOURNE™ | 75 |
| TEXTURED | 76 |
| EDALE..... | 78 |
| PEAK | 81 |



Turn your outdoor space into an inspiring homegrown destination.



Grow your own



Spend quality time together over your homegrown fruits and vegetables. Create a natural living space with easy access planters and pots for little green thumbs too. Add simple wooden garden furniture to maintain the natural look for entertaining.

We've created this look using our Mahina paving. Made with 60% recycled content, it's perfect for this natural space.

! IMPORTANT INFORMATION:

Although every effort is made to ensure accuracy, all images are for illustrative purposes only. Due to varying light conditions, it is not always possible to show the true colours of our products in a photograph. To ensure you are completely happy with the product before ordering, you can order a sample at bradstone.com or from our Customer Care team on 01335 372289.

Discover more, visit bradstone.com





Old Town paving in Old Quarried, installed by Bradstone Assured installer MB Landscaping and Paving – www.mblandscaping.co.uk



OLD TOWN®

Recall the look and feel of days gone by.

Old Town paving is perfect for creating a garden with a charming, traditional look. Made from moulds formed from the flooring of a derelict 19th century Lancashire Cotton Mill, its finish looks just like authentic reclaimed stone. With the appearance of timeworn York flagstones incorporating original tooling marks and weathered edges, there are over 25 different profiles in the range to give a truly random appearance to your patio. All four shades are available in a 6.4m² patio kit and 900x600mm, 600x600mm, 600x300mm and 300x300mm single sized pavers. We also offer two circles, walling, coping and edging in Grey-Green and Weathered Limestone.

For technical details go to page 157.



Grey-Green **(GG)**



Dark Grey **(DG)**



Weathered Limestone **(WL)**



Old Quarried **(OQ)**



LOOKS GREAT WITH
RUSTIC ROPE TOP EDGING
SEE PAGE 140



CARPET STONES

Liven up your outdoor space – give it a carpet!

Carpet Stones are easy to lay to achieve an intricate rustic design in your garden. The cobbles are pre-laid on an underlying flexible mat, which can be simply cut with a pair of scissors to fit any awkward areas or to create elaborate designs. For a realistic cobble effect, just cut and interlock the mats. Carpet Stones can also be used on your driveway and are available in Charcoal or Rustic Red. Available in 1200x400mm.

For technical details go to page 158.



Charcoal (Ch)



Rustic Red (RR)



Carpet Stones in Charcoal



FREE SAMPLES
OF OUR PRODUCTS AVAILABLE
AT BRADSTONE.COM

StoneMaster paving in Light Grey, Mid Grey and Dark Grey



FREE SAMPLES
OF OUR PRODUCTS AVAILABLE
AT BRADSTONE.COM

Concrete
Paving

STONEMASTER®

Contemporary paving that's long on style, quality and durability.

StoneMaster is a long aspect paving which can be used to create the illusion of more space in your garden. Available in three grey shades to replicate natural granite, they're sold in single colour packs which you can mix to create the perfect look. It's also treated with Bradstone Surface Protection for resistance against stains such as oil, grease and moss. You can continue the look around your whole home with StoneMaster block paving. Available in 800x200mm single sized pavers.


For technical details go to page 158.



Light Grey (LG)



Mid Grey (MG)



Dark Grey (DG)



StoneMaster paving in Light Grey

NOTE: This paving is sold in single colour packs.
To achieve the appearance shown in the image please order packs of all 3 shades.

Panache Ground paving in White, Silver Grey and Midnight Grey



Concrete
Paving

PANACHE GROUND

The easy way to make any patio sparkle.

Panache Ground can make your patio sparkle with its smooth surface and light reflecting particles. Available in three stunning shades of 450x450mm single sized pavers which can be mixed to create your own unique outdoor area. And, with 83% recycled content, it's kinder to the environment too.

For technical details go to page 158.




White (Wh)



Silver Grey (SG)



Midnight Grey (MG)



Panache Ground paving in Midnight Grey and Silver Grey



Mahina paving in Natural, installed by Bradstone Assured installer PB Landscapes of Melbourne - www.pblandscapes.co.uk



Concrete Paving

MAHINA®

Contemporary paving given a touch of style.

Mahina paving gives any garden a modern and refined feel with its stylish textured finish. It is available in two shades, both with a contemporary fleck to replicate granite, allowing you to create a unique look. And, with 60% recycled content, it's environmentally friendly too. Available in 600x600mm and 450x450mm single sized pavers.

For technical details go to page 159.



Natural (N)



Dark Grey (DG)



Mahina paving in Dark Grey

FREE SAMPLES
OF OUR PRODUCTS AVAILABLE
AT BRADSTONE.COM

Find your local stockist at bradstone.com/stockists

Moordale Textured paving in Buff



MOORDALE® TEXTURED

*High quality paving with an authentic,
sophisticated look.*

A superior textured flag paving that contains Yorkstone and limestone aggregates to give an enhanced, textured look. Moordale is ideal for creating large areas of warm solid colour. It comes in 600x600mm, 600x300mm and 300x300mm single sized pavers.

For technical details go to page 159.



Buff (Bf)



Natural (N)





Old Riven paving in a blend of Autumn Gold, Autumn Bronze and Autumn Cotswold
installed by Bradstone Assured installer Applefields - www.applefields.co.uk



Concrete
Paving



OLD RIVEN

Visual appeal with options galore.

Old Riven two ring circle with squaring off kit in Autumn Cotswold



LOOKS GREAT WITH
OLD RIVEN EDGING
SEE PAGE 144

Concrete
Paving

OLD RIVEN NEW SIZE

Visual appeal with options galore.

Old Riven is perfect for creating an affordable patio area that doesn't compromise on style and quality. Its authentic good looks with straight sawn edge details are inspired by natural quarried stone. Available in a 9.9m² patio pack, 600x600mm, 600x300mm and 300x300mm single sized pavers in all four shades. Matching 2.4mØ circles, squaring off kits, walling, coping and edging are available in Autumn Silver and Autumn Cotswold.

For technical details go to page 159.



Autumn Bronze (AB)



Autumn Cotswold (AC)



Autumn Gold (AG)



Autumn Silver (AS)



Old Riven circle in Autumn Silver



LOOKS GREAT WITH
EASY STACK WALLING
SEE PAGE 133

AGED RIVEN

Traditional style and charm comes of age.

Aged Riven combines the old with the new in perfect harmony. Its distinctive weathered profile gives the paving a traditional and timeworn appearance, while its smooth edge adds a modern feel. Available in a random style 9.72m² patio pack, as well as a 450x300mm single sized paver to create a more uniform pattern.

For technical details go to page 160.



Dark Grey **(DG)**



ASHBOURNE™
Give your patio a rustic feel.



ASHBOURNE™

Give your patio a rustic feel.

Ashbourne is a distinctive style paving which features a riven surface and fettled edges that together create a stunning, authentic natural stone appearance. It is available in a 9.72m² patio pack containing three different sized pavers, so you can create a garden feature that is naturally eye-catching.

For technical details go to page 160.



Cotswold (Ct)



York Brown (YB)



York Gold (YG)



Weathered Grey (WG)



FREE SAMPLES
OF OUR PRODUCTS AVAILABLE
AT BRADSTONE.COM



Ashbourne paving in York Brown



Ashbourne paving in Cotswold

LOOKS GREAT WITH
OLD RIVEN WALLING
SEE PAGE 135

TEXTURED


Style and practicality working together in perfect harmony.

Textured paving offers the perfect balance of flair and function. It incorporates fine white limestone chippings to provide a softened appearance. It is also durable and hard-wearing enough to retain its good looks over the years. Available in 600x600mm and 450x450mm single sized pavers in all four shades and as a 2.4mØ circle in Buff.

For technical details go to page 161.



Dark Grey (DG)



Grey (Gy)




Buff (Bf)



Red (Rd)



Textured paving in Red



Textured paving in Dark Grey



Textured paving in Buff




LOOKS GREAT WITH
TEXTURED EDGING
SEE PAGE 144

EDALE

A great value, traditional paving.

Edale is a gentle riven paving with smooth edges inspired by the stony footpaths seen on country walks. It's an affordable and traditional paving range that doesn't compromise on style or decorative appeal. Available in 450x450mm single sized pavers.

For technical details go to page 161.



Cream (Cr)



Grey (Gy)



Dark Grey (DG)



LOOKS GREAT WITH
ROUND TOP EDGING
SEE PAGE 145





IMPORTANT INFORMATION:

Peak utility paving is not recommended for use in feature areas.



IMPORTANT INFORMATION:

Peak utility paving is not recommended for use in feature areas.

PEAK

Utility paving.

Peak utility paving is a tough, hard-wearing and low-cost paving solution, making it the perfect base for utility areas and sheds. However, it should not be used for feature patios. All four colours are available in a riven 450x450mm and 600x600mm. Buff and Natural are also available in a smooth 400x400mm, 450x450mm and 600x600mm.

For technical details go to page 161.

Riven



Buff (Bf)



Natural (N)



Red (Rd)



Dark Grey (DG)

Smooth



Buff (Bf)



Natural (N)

Natural Stone Ranges

When it comes to choosing paving with individuality and style, nothing quite beats natural stone.

Is natural stone right for you?

Our natural stone is ethically sourced and of the finest quality. As well as being strong and hard-wearing, it's unique in style with no two pavers the same. Choose from many variations of colour and texture in traditional and contemporary styles.

For key product information go to 172.

| | |
|---------------------------------|-----|
| SMOOTH NATURAL SANDSTONE | 85 |
| NATURAL GRANITE | 87 |
| NATURAL SLATE | 88 |
| HONEYMEDE LIMESTONE..... | 90 |
| RIVERWASHED LIMESTONE | 92 |
| NATURAL LIMESTONE..... | 95 |
| NATURAL SANDSTONE | 98 |
| BLENDED NATURAL SANDSTONE | 100 |




Natural Sandstone paving in Silver Grey

Embrace outdoor living every month of the year.

Our Ethical Policy

To read our Ethical policy, scan the QR code with your smartphone.



! IMPORTANT INFORMATION:

Although every effort is made to ensure accuracy, all images are for illustrative purposes only. Due to varying light conditions, it is not always possible to show the true colours of our products in a photograph. To ensure you are completely happy with the product before ordering, you can order a sample at bradstone.com or from our Customer Care team on 01335 372289.



All year round



Who said you can't enjoy your outdoor space all year round? With features such as fireplaces, warm lighting, cosy seating and low maintenance plants your outdoor space is always ready for you.

We've created this look using our Natural Sandstone paving. Its beautiful natural colour and texture transcends all seasons.

Discover more, visit bradstone.com

Smooth Natural Sandstone paving in Rainbow

££££



FREE SAMPLES
OF OUR PRODUCTS AVAILABLE
AT BRADSTONE.COM

Natural Stone
Ranges

SMOOTH NATURAL SANDSTONE


A contemporary paving solution as unique and individual as you are.

Smooth Natural Sandstone is beautifully distinctive with its superb colour and veining variations. Available in two striking shades, there's sure to be a perfect option for your outdoor space. We also offer a range of lightly textured steps to enable you to create a coordinated finish for your garden. Available in a 15.3m² patio pack.

For technical details go to page 162.



Dune (Du)




Rainbow (R)

! IMPORTANT LAYING INFORMATION:

Natural stone needs to be handled very carefully when installing to minimise staining and we would advise that Smooth Natural Sandstone is sealed with a breathable sealer prior to laying. If this is not possible it should be covered up as it is installed and sealed as soon as it is laid.

Smooth Natural Sandstone paving in Dune





FREE SAMPLES
OF OUR PRODUCTS AVAILABLE
AT BRADSTONE.COM

NATURAL GRANITE

Combining outstanding natural beauty with long-lasting durability.

Natural Granite brings a modern and minimalist feel to any outdoor space thanks to its straight machine cut edges and textured top surface. Available in 900x900mm, 600x600mm, 600x300mm and 300x300mm. Also available in Granite setts see page 139.


For technical details go to page 162.



Silver Grey (SG)

! IMPORTANT LAYING INFORMATION:

Please note this product is not suitable for use with a resin based compound. See important information on page 172 for more details.



Natural Granite paving in Silver Grey



LOOKS GREAT WITH
GRANITE SETTS
SEE PAGE 139

NATURAL SLATE

A paving solution like no other.

Natural Slate creates a unique outdoor space every time. Every piece of slate is individual with its own textures and shades. And it's hand riven and diamond sawn for a crisper edge. Available in a 11.88m² patio pack in both shades as well as a 600x600mm and 600x295mm single sized paver in Blue-Black.

For technical details go to page 162.



Blue-Black (BB)



Grey-Green (GG)




LOOKS GREAT WITH
NATURAL SANDSTONE WALLING
SEE PAGE 134

HONEYMEDE LIMESTONE

Traditional garden settings were made for this.

Honeymede Limestone is distinguished by its natural veining, unique texture and rustic profile. It's set apart from Natural Limestone by its beautiful soft and warm hues and its more rugged finish. The result is paving that offers traditional style and natural good looks. It's available in a 10.2m² patio pack that features six different sizes.

For technical details go to page 163.



Honeymede (H)



LOOKS GREAT WITH
TILE ON EDGE EDGING
SEE PAGE 141

RIVERWASHED LIMESTONE

Paving awash with style and charm.

Riverwashed Limestone paving features a naturally split and partially rubbed surface finish with sawn edges, giving it a beautifully clean and consistent finish. It's the perfect accompaniment for creating a stunning traditional garden design that has an edge of individuality. It is available in a 15.3m² patio pack that features four different sizes.

For technical details go to page 163.



Steel Grey (STG)

Discover more, visit [bradstone.com](https://www.bradstone.com)



NATURAL LIMESTONE

Add a touch of drama and distinction to your garden.

Natural Limestone offers outstanding beauty with unique shades and distinctive natural veining. At the same time, it has superb strength and durability, ensuring your patio looks great for years to come. Available in two stunning colours, Blue-Black and Azure, each colour varies in shades due to the natural element of the paving. As a matter of course Natural Limestone will fade in the sunlight, adding to its beauty, however if you would prefer to keep the colours vibrant contact our customer care team for more information. Available as a 15.3m² patio pack in both colours and 900x600mm, 600x600mm and 600x300mm single sized pavers.

For technical details go to page 164.



Blue-Black (BB)



Azure (Az)



Natural Limestone paving in Azure



FREE SAMPLES
OF OUR PRODUCTS AVAILABLE
AT BRADSTONE.COM



NATURAL SANDSTONE


Helping you create a garden feature that's unique.

NATURAL SANDSTONE

Helping you create a garden feature that's unique.


Natural Sandstone will give your patio that touch of exclusivity. The many natural tonal variations, differing riven profiles and exquisite natural veining makes every paver unique. This range offers four beautiful natural shades, varied shapes and individual textures so you have a wealth of design possibilities. Available in a 15.3m² patio pack as well as 900x600mm, 600x600mm, 600x300mm and 300x300mm single sized pavers and circle packs in up to four shades with complementary walling and edging. Also available in Sandstone setts see page 138.

For technical details go to page 165.



Fossil Buff (FB)

Autumn Green (AGr)



Sunset Buff (SB)

Silver Grey (SG)



Some packs may contain unique imprints



Natural Sandstone circle pack in Silver Grey



Natural Sandstone paving in Fossil Buff



Natural Sandstone paving in Autumn Green

££

LOOKS GREAT WITH
NATURAL SANDSTONE EDGING
SEE PAGE 142

Blended Natural Sandstone paving in Rustic Grey



BLENDED NATURAL SANDSTONE

An economical calibrated paving with natural quality.


Blended Natural Sandstone calibrated patio packs are hand cut and hand dressed to give a more rustic finish. They come in four specially selected colour blends and the pavers are lighter in weight than standard Natural Sandstone, making them easier to handle and ideal for those lower budget projects that still require a natural product. All shades are available as a 19.52m² patio pack or a 900x600mm single sized paver.

For technical details go to page 164.





Imperial Green (ImG)

Rustic Grey (RG)



Rustic Buff (RB)

Burnt Umber (BU)



*Blended Natural Sandstone paving in Imperial Green
Right image: Blended Natural Sandstone paving in Rustic Buff*



Blended Natural Sandstone paving in Burnt Umber

Driveway Block Paving

Create the perfect first impression for your home with a driveway that is as aesthetically pleasing as it is practical

A driveway should be a perfect blend of flair and function, of desirability and durability. And Bradstone's range of driveway block paving products provides a variety of driveway solutions that are the very epitome of style and practicality.

Available in a range of traditional and contemporary designs, not to mention an array of different colours and finishes, Bradstone has a driveway to suit everyone's tastes.

For key product information go to 172.

| | |
|------------------------------|-----|
| BRADDRIVE® COBBLESTONE | 105 |
| STONEMASTER® | 108 |
| WOBURN RUMBLED..... | 113 |
| WOBURN RUMBLED INFILTA..... | 115 |
| WOBURN ORIGINAL | 116 |
| MONKSBRIDGE..... | 118 |
| LUMLEY COBBLE®..... | 121 |
| DRIVEWAY | 123 |
| DRIVEWAY INFILTA | 124 |
| KERBS..... | 125 |

! IMPORTANT INFORMATION:

Although every effort is made to ensure accuracy, all images are for illustrative purposes only. Due to varying light conditions, it is not always possible to show the true colours of our products in a photograph. To ensure you are completely happy with the product before ordering, you can order a sample at bradstone.com or from our Customer Care team on 01335 372289.



Woburn Original paving in Graphite with small kerbs in Charcoal



Braddrive® Cobblestone block paving in Anthracite, installed by Bradstone
Assured installer PB Landscapes of Melbourne - www.pblandscapes.co.uk



BRADDRIVE® COBBLESTONE

NEW RANGE

Design your perfectly authentic rustic driveway

New for 2020, our easy to lay BradDrive Cobblestone provides an authentic rustic effect. With 5 different sizes you can create your own unique driveway. As part of the system our BradDrive jointing compound is included and the cobbles can be laid in a random pattern, a single colour or a mixture of colours for a more striking style.

For technical details go to page 166.



Brown (Br)



Anthracite (An)



Grey (Gy)



BradDrive® Cobblestone Jointing Compound



BradDrive® Cobble


! IMPORTANT LAYING INFORMATION:

BradDrive Cobblestone is laid differently to standard block paving and is not suitable for use in all ground conditions. For more information please visit bradstone.com






StoneMaster block paving in Dark Grey installed by Bradstone Assured installer Milner Landscapes and Construction - www.milnerlandscapes.com



Driveway
Block Paving



STONEMASTER® BLOCK PAVING

Mastering the look and feel of natural granite



StoneMaster block paving in Light, Mid and Dark Grey, installed by Bradstone
Assured installer A1 Paving Altrincham Ltd - www.a1paving.co.uk



STONEMASTER® BLOCK PAVING

Mastering the look and feel of natural granite

StoneMaster is a superbly realistic substitute for natural granite. Available in three grey shades you can achieve the exact look of natural granite in your driveway. StoneMaster is available in mixed sized packs containing four different sized pavers or in the ultra contemporary 300x100mm single size. It's also treated with Bradstone Surface Protection for long-lasting resistance against stains such as oil, grease and moss. Why not coordinate your driveway with your garden paving? StoneMaster is also available in flag paving so you can continue the look around your whole home.

For technical details go to page 166.



Dark Grey (DG)



Mid Grey (MG)



Light Grey (LG)

StoneMaster block paving in Light Grey, Mid Grey and Dark Grey






Woburn Rumbled block paving in Graphite installed by Bradstone Assured installer Alcourt Landscapes - www.alcourtlscapes.co.uk



Driveway
Block Paving



WOBURN RUMBLED

Create an unforgettable first impression



Woburn Rumbled block paving in Autumn, installed by Bradstone
Assured installer P Halliday Ltd - www.phallidayltd.co.uk



WOBURN RUMBLED

Create an unforgettable first impression

Woburn Rumbled brings a delightful cobble style block paving to any driveway. We still use the traditional method of rumbering which gives the most authentic finish on the whole block. This block paving features a weathered appearance and mottled effect, which helps create a sense of real period charm and character.

For technical details go to page 166.



Autumn **(Au)**




Rustic **(Ru)**



Brindle **(Bd)**



Graphite **(Gr)**



Silver **(S)**



Kerb in
Autumn **(Au)**



Kerb in
Rustic **(Ru)**



Kerb in
Graphite **(Gr)**

For technical kerb information go to page 169.

FREE SAMPLES
OF OUR PRODUCTS AVAILABLE
AT BRADSTONE.COM



WOBURN RUMBLED INFILTA

When it pours, this stylish paving reigns

Woburn Rumbled Infilta not only offers the distinctive period charm and character of Woburn Rumbled block paving, but when used with a permeable sub-base, it provides a surface that filters surface water away, stopping it from collecting on the driveway. This is particularly important in light of stringent legislation regarding front driveways*. It's available in three shades, all of which perfectly complement the cobble style.

For technical details go to page 167. To complete the Infilta system see our range of Block Paving Fixing Products on page 149.



Autumn (Au)



Graphite (Gr)



Rustic (Ru)

*Please see bradstone.com for more information





Woburn Original paving in Graphite, installed by Bradstone Assured installer of the year 2019, T Perrin and Sons – www.tperrinandsons.co.uk



WOBURN ORIGINAL

Tough enough to cope, stylish enough to stand out

Woburn Original is everything you need from a driveway. It's tough and uncompromising in performance to withstand the rigours of daily vehicle use. It's also beautifully contemporary with style cues from natural sandstone setts and is available in four shades.

For technical details go to page 167.



NEW SHADE

Silver (S)



Autumn (Au)



Graphite (Gr)



Rustic (Ru)



Discover more, visit bradstone.com



Monksbridge block paving in Woodland, installed by Bradstone Assured installer Down To Earth – www.gardensuppliesswindon.co.uk



MONKSBRIDGE

A bridge to the look and style of yesteryear

Monksbridge is perfect for the driveways of traditionally styled properties. With its subtle hues and authentic weather worn appearance, this distinctive block paving adds the rustic flair of a bygone age. It's available in five shades, all of which come in a pack that includes four different sizes. It's the ideal solution if you're looking for a rumbled look paving without the added cost. Monksbridge can also be used to create a natural stone courtyard effect in a garden setting.

For technical details go to page 168.




Cinder **(Cin)**



Royale **(Roy)**



Croft **(Cro)**




Woodland **(Wo)**



Grey-Green **(GG)**



Monksbridge block paving in Grey-Green with Woodland border, installed by Bradstone Assured installer Evans Innovation Landscaping – www.evansinnovationlandscaping.co.uk



LUMLEY COBBLE®


Capture the spirit of a bygone age

Lumley Cobble is the ideal way to give your driveway traditional charm. This beautiful cobble effect block paving is equally at home in the town or countryside. Available as a mixed pack featuring eight different sized cobbles which you mix to create the perfect look.

For technical details go to page 168.



Stone (Stn)





DRIVEWAY

Real kerb appeal at an appealing price

Driveway is a stylish block paving which adds visual appeal to any driveway. It's as easy on the eye as it is on the pocket, combining affordability with exceptional durability making it perfect for driveways as well as patios and paths. Available in seven different colours and in one size.

For technical details go to page 168.



Autumn **(Au)**




Burnt Oker **(BO)**



Brindle **(Bd)**



Charcoal **(Ch)**



Buff **(Bf)**



Red **(Rd)**



Grey **(Gy)**

DRIVEWAY INFILTA

The driveway that drains as it rains

Driveway Infilta is both stylish and practical. When it's laid as part of a permeable solution, any water that lands on it simply drains away between the blocks, stopping surface water from collecting. Importantly, this satisfies all the stringent legislation regarding front driveways. Go to bradstone.com for more information

For technical details go to page 169.

To complete the Infilta system see our range of Block Paving Fixing Products on page 149.



Driveway Infilta block paving in Charcoal



Large kerb in Charcoal with Driveway block paving in Brindle

KERBS

The perfect finishing touch for block paving

Kerbs are a great way to complete the look of your driveway, patio or path. Effortlessly combining style and practicality, while perfectly complementing any block paving and preventing vehicular overrun.

Available in large, medium and small sizes, the range comes in a variety of shades to complement or contrast your driveway. Accessories such as radius and corner units are also available, see page 169 for details (including technical details).

Kerb accessories are available in Brindle and Charcoal in large and small sizes. Rumbled kerbs are also available in large size to complement our Woburn Rumbled paving in 3 shades.



Autumn (Au)



Brindle (Bd)



Red (Rd)



Charcoal (Ch)



Large kerb



Medium kerb



Small kerb



Woburn Rumbled Kerb in Autumn (Au)



Woburn Rumbled Kerb in Rustic (Ru)



Woburn Rumbled Kerb in Graphite (Gr)




Landscaping Features

Finishing touches that make all the difference

Your perfect garden has your own distinctive stamp on it and Bradstone gives you the opportunity to create the finish of your dreams. Whether you want to add a sense of shape with a wall, define beds with edging, accessorise with a stylish planter or create a stunning pathway, our Landscaping Features provide a touch of finesse that will make your garden yours – and yours alone.

| | |
|-----------------------------------|-----|
| STEPS..... | 128 |
| WALLING | 131 |
| SETTS..... | 138 |
| EDGING | 140 |
| STEPPING STONES..... | 146 |
| FLAG PAVING FIXING PRODUCTS..... | 148 |
| BLOCK PAVING FIXING PRODUCTS..... | 149 |
| BRADSTONE PEDESTALS..... | 151 |



! IMPORTANT INFORMATION:

Although every effort is made to ensure accuracy, all images are for illustrative purposes only. Due to varying light conditions, it is not always possible to show the true colours of our products in a photograph. To ensure you are completely happy with the product before ordering, you can order a sample at bradstone.com or from our Customer Care team on 01335 372289.

STEPS

Practicality and elegance combined

Our selection of steps are designed to finish off your outdoor space with a beautiful, consistent look. You can make a real statement with a stairway of grand proportions or complete your patio with a simple coordinated set of steps.



Mode Profiled steps in Beige with Natural Sandstone walling slips in Sunset Buff and Mode Profiled coping in Silver Grey installed by Bradstone Assured installer Applefields - www.applefields.co.uk



UNIVERSAL STEPS

NEW RANGE

Make your outside space stunningly seamless with our ceramic Universal Steps. Choose from three colours that'll complement all types of paving. Also, they're available in both straight and corner step units and come with a handy paver to create a step riser or to make a step deeper.



Buff (Bf)



Light Grey (LG)



Dark Grey (DG)

| | Nominal size (mm) | Colours | Units/ pack | Pack weight (t) | m ² /pack linear m/ pack | Units/m ² Units/ linear m | Order Choice |
|-------------|-------------------|----------|-------------|-----------------|-------------------------------------|--------------------------------------|--------------|
| Steps | 330x325 | Bf/LG/DG | 6 | 0.03 | 1.95 | 3.03 | YES |
| Step Corner | 330x330 | Bf/LG/DG | 2 | 0.01 | 0.66 | 3.03 | YES |
| Paver* | 325x325 | Bf/LG/DG | 6 | 0.02 | 0.65 | 9.20 | YES |

Thickness: 18mm, *16mm Joint width: 6-8mm
Please note: Products shown as available as 'order choice' come in multiples of one, unless stated otherwise.

MODE[®] PROFILED STEPS

Mode profiled steps are the ideal partner for Mode and Aspero paving. They can also be used in all other ranges in our porcelain collection as a contrast to enhance the garden design.

| | Nominal size (mm) | Colours | Units/ pack | Pack weight (t) | m ² /pack linear m/ pack | Units/m ² Units/ linear m | Order Choice |
|-------|-------------------|-------------|-------------|-----------------|-------------------------------------|--------------------------------------|--------------|
| Steps | 900 x 450 | Bg/SG/DG/Gr | 1 | 0.02 | 0.41 | 2.47 | N/A |

Thickness: 20mm Joint width: 5mm
Please note: Products shown as available as 'order choice' come in multiples of one, unless stated otherwise.



Beige (Bg)



Silver Grey (SG)



Dark Grey (DG)



Graphite (Gr)



Mode Profiled steps in Beige, installed by Bradstone Assured installer of the year 2019, T Perrin and Sons - www.tperrinandsons.co.uk





Smooth Natural Sandstone steps in Dune

SMOOTH NATURAL SANDSTONE STEPS

Practicality and elegance combined

Create a stairway that delights with every step. Our smooth natural sandstone steps are lightly textured to complement our natural sandstone collection.

| | Nominal size (mm) | Colours | Units/ pack | Pack weight (t) | m ² /pack linear m/ pack | Units/m ² Units/ linear m | Order Choice |
|-------------|-------------------|---------|-------------|-----------------|-------------------------------------|--------------------------------------|--------------|
| Step | 600 x 350 | Du/SG | 10 | 0.30 | 2.20 | 4.55 | YES |
| Step Corner | 350 x 350 | Du/SG | 20 | 0.35 | 1.30 | 7.72 | YES |

Thickness: 50mm Joint width: 5-10mm Country of origin: India

Please note: Products shown as available as 'order choice' come in multiples of one, unless stated otherwise.

Straight



Silver Grey (SG)



Dune (Du)

Corner



Silver Grey (SG)



Dune (Du)

WALLING


Add a sense of shape, structure and style

Walling is not only an attractive addition to any garden, it can also help to shape and structure your garden design; connecting different elements and creating eye-catching features such as raised beds, planters, screens, ponds or even barbecues. Available in a wide range of shapes, styles, colours, textures and sizes you're sure to find the perfect fit for your needs.



MODE® PROFILED COPING

Available in four shades, this coping is ideal to complement or contrast porcelain paving, depending upon the look you desire.



Beige (Bg)



Dark Grey (DG)



Silver Grey (SG)



Graphite (Gr)

| | Nominal size (mm) | Colours | Units/ pack | Pack weight (t) | m ² /pack linear m/ pack | Units/m ² Units/ linear m | Order Choice |
|----------------------|-------------------|--------------|-------------|-----------------|-------------------------------------|--------------------------------------|--------------|
| Mode Profiled Coping | 600 x 300 | Bg/SG/ DG/Gr | 3 | 0.03 | 1.80 | 1.67 | N/A |

Thickness: 20mm Joint width: 5mm

Please note: Products shown as available as 'order choice' come in multiples of one, unless stated otherwise.



Natural Sandstone walling slip in Silver Grey and Tordillo paving in White, installed by Bradstone Assured installer Harris Hard Landscaping

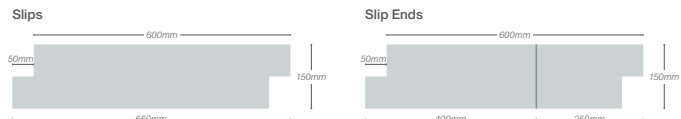


NATURAL STONE WALLING SLIPS

This range of walling slips comes in Natural Slate and Natural Sandstone with a set of complementary shades. For a superb natural stone look, they just stick to a block wall using Bradbond walling adhesive. The slips are Z-shaped giving the appearance a random look. There are also end pieces available to finish off straight walls. Natural Stone or Porcelain is ideal as complementary coping for these walls.

| | Nominal size (mm) | Colours | Units/ pack | Pack weight (t) | m ² /pack linear m/ pack | Units/m ² Units/ linear m | Order Choice |
|----------------------|-------------------|----------|-------------|-----------------|-------------------------------------|--------------------------------------|--------------|
| Sandstone Slips* | 650x150 | FB/SB/SG | 6 | 0.02 | 0.54 | 11.11 | N/A |
| Sandstone Slip Ends* | 400/250x150 | FB/SB/SG | 12 | 0.02 | 0.54 | N/A | N/A |
| Slate Slips^ | 650x150 | BB/RG | 6 | 0.02 | 0.54 | 11.11 | N/A |
| Slate Slip Ends^ | 400/250x150 | BB/RG | 12 | 0.02 | 0.54 | N/A | N/A |

Thickness: *17-30mm, ^10-20mm, Joint width: Butt
Please note: Products shown as available as 'order choice' come in multiples of one, unless stated otherwise.



Natural Sandstone walling slip Fossil Buff (FB)



Natural Sandstone walling slip Sunset Buff (SB)



Natural Sandstone walling slip Silver Grey (SG)



Natural Slate walling slip Blue-Black (BB)



Natural Slate walling slip Rustic Gold (RG)

EASY STACK™ WALLING

NEW RANGE

This contemporary style hollow walling unit is extremely versatile. For a dry laid effect the unit can be filled with concrete to create a stable base for a feature wall. This walling can also be laid as a planter, simply infill with soil up to a maximum height of 600mm to create a stunning border for your planters.

| | Nominal size (mm) | Colours | Units/ pack | Pack weight (t) | m ² /pack linear m/ pack | Units/m ² Units/ linear m | Order Choice |
|-------------|-------------------|---------|-------------|-----------------|-------------------------------------|--------------------------------------|--------------|
| Full Block | 580x295 | An | 72 | 0.79 | 2.30 | 31.34 | YES |
| Half Block | 290x295 | An | 16 | 0.12 | 1.15 | 62.68 | YES |
| Full Coping | 580x295 | An | 16 | 0.30 | 9.30 | 1.72 | YES |
| Half Coping | 290x295 | An | 16 | 0.16 | 4.65 | 3.44 | YES |

Thickness: 55mm, Joint width: Butt
Please note: Products shown as available as 'order choice' come in multiples of one, unless stated otherwise.



Anthracite full block (An)



Anthracite full coping (An)



Anthracite half coping (An)



OLD TOWN® WALLING

This single block of reclaimed Yorkstone profile walling gives the effect of a number of smaller blocks that work perfectly with Old Town paving. The false joints can be mortared for an even more realistic finish.



Grey-Green (GG)



Weathered Limestone (WL)



Grey-Green (GG)



Weathered Limestone (WL)

| | Nominal size (mm) | Colours | Units/ pack | Pack weight (t) | m ² /pack linear m/ pack | Units/m ² Units/ linear m | Order Choice |
|------------|-------------------|---------|-------------|-----------------|-------------------------------------|--------------------------------------|--------------|
| Full block | 450 x 145 | GG/WL | 48 | 0.86 | 3.42 | 14.00 | YES |
| Coping* | 460 x 195 | GG/WL | 11 | 0.09 | 5.06 | 2.10 | YES |

Thickness: 130mm, *45mm Joint width: 10mm
Please note: Products shown as available as 'order choice' come in multiples of one, unless stated otherwise.



MADOC WALLING

This single block of slate profile walling gives the effect of separate slate pieces laid together. Unique Z-shaped blocks make it easy to build walls and planters.



Weathered Cotswold full block (WcT)



Weathered Cotswold sneck (WcT)



Weathered Cotswold coping (WcT)

| | Nominal size (mm) | Colours | Units/ pack | Pack weight (t) | m ² /pack linear m/ pack | Units/m ² Units/ linear m | Order Choice |
|------------|-------------------|---------|-------------|-----------------|-------------------------------------|--------------------------------------|--------------|
| Full block | 580 x 100 x 140 | WcT | 50 | 0.76 | 3.30 | 15.20 | YES |
| Sneck | 110 x 100 x 70 | WcT | 50 | 0.08 | N/A | N/A | N/A |
| Coping* | 470 x 130 x 45 | WcT | 60 | 0.36 | 28.80 | 2.10 | YES |

Joint width: Butt, *10mm
Please note: Products shown as available as 'order choice' come in multiples of one, unless stated otherwise.



NATURAL SANDSTONE WALLING

A perfect complement to Natural Sandstone paving, these fully rumbled, double-sided blocks are easy to use for both straight and curved walls. Also ideal for step risers, fire pits or barbecues.



Fossil Buff (FB)



Silver Grey (SG)



Fossil Buff coping (FB)

| | Nominal size (mm) | Colours | Units/ pack | Pack weight (t) | m ² /pack linear m/ pack | Units/m ² Units/ linear m | Order Choice |
|-------------|-------------------|---------|-------------|-----------------|-------------------------------------|--------------------------------------|--------------|
| Mixed sizes | N/A | FB/SG | 285 | 1.15 | 5.70 | N/A | N/A |
| Coping* | 450 x 160 | FB | 28 | 0.25 | 12.88 | 2.20 | N/A |

Thickness: 55-75mm, *35-40mm Joint width: 10-15mm
Mixed size pack contains: 285 blocks (60 No. 325x100, 100 No. 270x100 and 125 No. 215x100mm)
Please note: Products shown as available as 'order choice' come in multiples of one, unless stated otherwise.



OLD RIVEN WALLING

This pitched effect block is perfect for either straight or curved walls. Available in two shades and a mixed size pack.



Autumn Cotswold (AC)



Autumn Silver (AS)

| | Nominal size (mm) | Colours | Units/ pack | Pack weight (t) | m ² /pack linear m/ pack | Units/m ² Units/ linear m | Order Choice |
|--------------|-------------------|---------|-------------|-----------------|-------------------------------------|--------------------------------------|--------------|
| Walling pack | Mixed sizes | AC/AS | 180 | 0.76 | 4.22 | N/A | N/A |
| Coping* | 530 x 300 | AC/AS | 14 | 0.30 | 7.56 | 1.90 | YES |
| Coping* | 530 x 150 | AC/AS | 14 | 0.12 | 7.56 | 1.90 | YES |

Joint width: Butt, *10mm
Mixed size pack contains: 180 blocks (80 No. 225x65, 60 No. 300x65, 40 No. 225x140mm)
Please note: Products shown as available as 'order choice' come in multiples of one, unless stated otherwise.



COUNTRYSTONE® WALLING

This fully rumbled, mainly double-sided product – available in three sizes – has been designed to complement traditional style paving.



Buff (Bf)

| | Nominal size (mm) | Colours | Units/ pack | Pack weight (t) | m ² /pack linear m/pack | Units/m ² Units/linear m | Order Choice |
|------------|-------------------|---------|-------------|-----------------|------------------------------------|-------------------------------------|--------------|
| Full block | 290 x 136 | Bf | 57 | 0.46 | 2.50 | 22.80 | YES |
| Full block | 290 x 63 | Bf | 228 | 0.89 | 5.00 | 45.70 | YES |
| Full block | 215 x 63 | Bf | 288 | 0.92 | 4.70 | 60.90 | YES |

Thickness: 90mm Joint width: 10mm
Please note: Products shown as available as 'order choice' come in multiples of one, unless stated otherwise.



PITCHED WALLING

These pitched, predominantly double-sided single blocks can be used to easily build both straight and curved walls. It is available in three sizes and two shades and is designed for use with Textured Coping.



Buff (Bf)



Grey (Gy)

| | Nominal size (mm) | Colours | Units/ pack | Pack weight (t) | m ² /pack linear m/pack | Units/m ² Units/linear m | Order Choice |
|-----------------|-------------------|---------|-------------|-----------------|------------------------------------|-------------------------------------|--------------|
| Pitched walling | 290 x 136 | Bf/Gy | 50 | 0.45 | 2.20 | 22.80 | YES |
| Pitched walling | 290 x 63 | Bf/Gy | 216 | 0.86 | 4.70 | 45.70 | YES |
| Pitched walling | 215 x 63 | Bf/Gy | 202 | 0.65 | 3.30 | 60.90 | YES |

Thickness: 90mm Joint width: 10mm
Please note: Products shown as available as 'order choice' come in multiples of one, unless stated otherwise.



TEXTURED COPING

This coping works perfectly together with Countrystone and Pitched Walling. Also ideal for use as a stepping stone or long aspect paver.



Buff (Bf)



Grey (Gy)

| | Nominal size (mm) | Colours | Units/ pack | Pack weight (t) | m ² /pack linear m/pack | Units/m ² Units/linear m | Order Choice |
|-----------------|-------------------|---------|-------------|-----------------|------------------------------------|-------------------------------------|--------------|
| Textured coping | 580 x 275 | Bf/Gy | 20 | 0.37 | 11.80 | 1.70 | YES |
| Textured coping | 580 x 136 | Bf/Gy | 24 | 0.22 | 13.92 | 1.70 | YES |

Thickness: 50mm Joint width: 10mm
Please note: Products shown as available as 'order choice' come in multiples of one, unless stated otherwise.



SCREENWALL WALLING

This double-sided block is mainly used to renovate existing walling. The Saddleback Coping and Pyramid pier caps complement Screenwall or brick walls perfectly, and come in two sizes.



(Leaf block)
Off-White (OW)



(Pyramid pier cap)
Off-White (OW)



(Saddleback coping)
Off-White (OW)

| | Nominal size (mm) | Colours | Units/ pack | Pack weight (t) | m ² /pack linear m/pack | Units/m ² Units/linear m | Order Choice |
|-------------------|-------------------|---------|-------------|-----------------|------------------------------------|-------------------------------------|--------------|
| Leaf block | 290 x 290 x 90 | OW | 48 | 0.49 | 4.33 | 11.10 | YES |
| Saddleback coping | 610 x 280 x 55 | OW | 12 | 0.18 | 7.44 | 1.60 | YES |
| Saddleback coping | 610 x 140 x 55 | OW | 24 | 0.18 | 14.88 | 1.60 | YES |
| Pyramid pier cap | 380 x 380 | OW | 12 | 0.18 | N/A | N/A | YES |
| Pyramid pier cap | 305 x 305 | OW | 24 | 0.21 | N/A | N/A | YES |

Joint width: 10mm
Please note: Products shown as available as 'order choice' come in multiples of one, unless stated otherwise.

SETTS

Create a look all of your own

Setts are the ideal way to give your garden a unique look. You can use them to create a decorative centre-piece or to separate different paved areas. They can also be used as edging, giving your patio or driveway a sophisticated and stylish finish.




NATURAL SANDSTONE SETTS

A range of setts that can be used to add detailed areas to a patio or used as a flat edging.



Fossil Buff (FB)

Autumn Green (AGr)



Sunset Buff (SB)

Silver Grey (SG)

| | Nominal size (mm) | Colours | Units/pack | Pack weight (t) | m ² /pack linear m/pack | Units/m ² Units/linear m | Order Choice |
|-------|-------------------|--------------|------------|-----------------|------------------------------------|-------------------------------------|--------------|
| Setts | 100 x 100 | FB/AGr/SB/SG | 750 | 0.77 | 8.80 | 85.00 | YES |

Thickness: 30-45mm Joint width: 15-20mm Country of origin: India

Please note: Products shown as available as 'order choice' come in multiples of one, unless stated otherwise.

NATURAL GRANITE SETTS

Ethically sourced from our global suppliers, our range of granite setts are great for adding feature areas such as paths or borders.



Silver Grey (SG)
(Split all sides)

Dark Grey (DG)
(Sawn, flamed and tumbled)

Silver Grey (SG)
(Sawn and flamed)

| | Nominal size (mm) | Colours | Units/pack | Pack weight (t) | m ² /pack linear m/pack | Units/m ² Units/linear m | Order Choice |
|--------------------------|-------------------|---------|------------|-----------------|------------------------------------|-------------------------------------|--------------|
| Split all sides* | 100x100* | SG | 900 | 1.25 | 10.84 | 83.00 | YES |
| Sawn, flamed and tumbled | 200x100 | DG | 480 | 0.80 | 11.08 | 43.30 | YES |
| Sawn and flamed | 200x100 | SG | 480 | 0.80 | 11.08 | 43.30 | YES |

Thickness: 30mm *50mm Joint width: 10mm *5-15mm

*Number per pack can vary by up to 30% (only applies to split all sides)

Please note: Products shown as available as 'order choice' come in multiples of one, unless stated otherwise.

EDGING

The definition of stylish borders

The definition of stylish borders edging is a great way to define borders and herbaceous beds to make a real design statement. With our comprehensive choice of styles in both natural stone and concrete, you can perfectly coordinate your edging with many of our paving options.



LOOKS GREAT WITH
ASPERO PAVING
SEE PAGE 19



MODE[®] PROFILED EDGING

An ideal finish to your porcelain patio, available in four shades. Perfectly complements Mode Profiled and Aspero Paving but can be used with all of our porcelain range to complete your garden project.



Beige (Bg)

Silver Grey (SG)



Dark Grey (DG)

Graphite (Gr)

| | Nominal size (mm) | Colours | Units/ pack | Pack weight (t) | m ² /pack linear m/pack | Units/m ² linear m | Order Choice |
|----------------------|-------------------|-------------|-------------|-----------------|------------------------------------|-------------------------------|--------------|
| Mode Profiled Edging | 600 x 300 | Bg/SG/DG/Gr | 3 | 0.03 | 1.80 | 1.67 | N/A |

Thickness: 20mm Joint width: Butt
Please note: Products shown as available as 'order choice' come in multiples of one, unless stated otherwise.



RUSTIC ROPE TOP EDGING

Available in three distinctive and attractive colourways, this traditional-style Rope Top edging has matching corners which make it easier to change direction.



Antique Red (AR)



Cotswold (Ct)



Old Granite (OG)

Dollies Left to right:
Antique Red (AR), Cotswold (Ct),
Old Granite (OG)



| | Nominal size (mm) | Colours | Units/ pack | Pack weight (t) | m ² /pack linear m/pack | Units/m ² linear m | Order Choice |
|------------------|-------------------|----------|-------------|-----------------|------------------------------------|-------------------------------|--------------|
| Top edging | 600 x 150 | AR/Ct/OG | 38 | 0.30 | 22.80 | 1.66 | YES |
| Top corner dolly | 250 x 50 | AR/Ct/OG | 20 | 0.04 | 1.00 | N/A | YES |

Thickness: 50mm Joint width: 5mm
Please note: Products shown as available as 'order choice' come in multiples of one, unless stated otherwise.



TILE ON EDGE

NEW RANGE

The effect of reclaimed tiles stacked on their edge giving a traditional finish to your garden. Each edging contains 14 tiles making it quick and easy to achieve the effect you are after. Corner units are also available to change direction.



Terracotta (Te)



Terracotta Corner (Te)



Anthracite (An)



Anthracite Corner (An)

| | Nominal size (mm) | Colours | Units/ pack | Pack weight (t) | m ² /pack linear m/pack | Units/m ² linear m | Order Choice |
|-----------------------|-------------------|---------|-------------|-----------------|------------------------------------|-------------------------------|--------------|
| Tile on Edge Straight | 450x225 | Te/An | 24 | 0.20 | 10.80 | 2.22 | YES |
| Tile on Edge Corner | 265x265 | Te/An | 12 | 0.07 | 3.18 | 3.77 | YES |

Thickness: 40mm Joint width: Butt
Please note: Products shown as available as 'order choice' come in multiples of one, unless stated otherwise.



NATURAL SANDSTONE EDGING

This versatile riven profile can be used as both edging and coping for walling. It beautifully complements Natural Sandstone paving.



Fossil Buff (FB)

| | Nominal size (mm) | Colours | Units/pack | Pack weight (t) | m ² /pack linear m/pack | Units/m ² Units/linear m | Order Choice |
|---------------------------------------|-------------------|---------|------------|-----------------|------------------------------------|-------------------------------------|--------------|
| Natural Sandstone ¹ edging | 450 x 160 | FB | 28 | 0.25 | 12.88 | 2.20 | N/A |

Thickness: 35-40mm Joint width: 10-15mm

¹Please note: Natural stone varies in colour and mineral content.

Please note: Products shown as available as 'order choice' come in multiples of one, unless stated otherwise.



ECO COUNTRYSIDE EDGING

With a distinctive and stylish black fleck shade which closely resembles natural granite, this environmentally-friendly edging has 66% recycled or reclaimed material.



Black Fleck (BF)

| | Nominal size (mm) | Colours | Units/pack | Pack weight (t) | m ² /pack linear m/pack | Units/m ² Units/linear m | Order Choice |
|------------------------|-------------------|---------|------------|-----------------|------------------------------------|-------------------------------------|--------------|
| Eco Countryside edging | 914 x 150 | BF | 40 | 0.68 | 36.56 | 1.09 | N/A |

Thickness: 50mm Joint width: 5mm

Please note: Products shown as available as 'order choice' come in multiples of one, unless stated otherwise.



OLD TOWN[®] EDGING

This traditional round top edging has a pleasantly weathered Yorkstone-effect profile. It complements Old Town paving and walling.



Grey-Green (GG)



Weathered Limestone (WL)

| | Nominal size (mm) | Colours | Units/pack | Pack weight (t) | m ² /pack linear m/pack | Units/m ² Units/linear m | Order Choice |
|-----------------|-------------------|---------|------------|-----------------|------------------------------------|-------------------------------------|--------------|
| Old Town edging | 450 x 200 | GG/WL | 34 | 0.34 | 15.30 | 2.20 | YES |

Thickness: 50mm Joint width: 10-15mm

Please note: Products shown as available as 'order choice' come in multiples of one, unless stated otherwise.



STONEWOOD[®] SLEEPER EDGING

These rugged, rustic wood-effect sleepers have weathered, authentic profiles and are available in three sizes.



Antique Brown (AB)



Antique Brown (AB)



Antique Brown (AB)

| | Nominal size (mm) | Colours | Units/pack | Pack weight (t) | m ² /pack linear m/pack | Units/m ² Units/linear m | Order Choice |
|--------------------------|-------------------|---------|------------|-----------------|------------------------------------|-------------------------------------|--------------|
| Stonewood Sleeper edging | 900 x 250* | AB | 23 | 0.69 | 20.90 | 1.10 | N/A |
| Stonewood Sleeper edging | 600 x 250 | AB | 29 | 0.36 | 17.70 | 1.60 | N/A |
| Stonewood Sleeper edging | 250 x 250 | AB | 46 | 0.26 | 12.00 | 3.80 | N/A |

Thickness: 40mm, *50mm Joint width: 5mm

Please note: Products shown as available as 'order choice' come in multiples of one, unless stated otherwise.





OLD RIVEN EDGING

Each single piece of this stone on-end edging looks like ten pieces. It can also be used as coping to create a new and strikingly different effect.



Autumn Silver (AS)



Autumn Cotswold (AC)

| | Nominal size (mm) | Colours | Units/pack | Pack weight (t) | m ² /pack linear m/pack | Units/m ² Units/linear m | Order Choice |
|--|-------------------|---------|------------|-----------------|------------------------------------|-------------------------------------|--------------|
|--|-------------------|---------|------------|-----------------|------------------------------------|-------------------------------------|--------------|

Old Riven edging 510 x 160 AS/AC 30 0.57 15.60 2.00 YES

Thickness: 125mm Joint width: 10-15mm
Please note: Products shown as available as 'order choice' come in multiples of one, unless stated otherwise.



SCALLOPED EDGING

Just the job when budgets are tight, this edging offers excellent value for money.



Buff (Bf)



Grey (Gy)



Red (Rd)

| | Nominal size (mm) | Colours | Units/pack | Pack weight (t) | m ² /pack linear m/pack | Units/m ² Units/linear m | Order Choice |
|--|-------------------|---------|------------|-----------------|------------------------------------|-------------------------------------|--------------|
|--|-------------------|---------|------------|-----------------|------------------------------------|-------------------------------------|--------------|

Scalloped edging 600 x 150 Bf/Gy/Rd 48 0.37 28.80 1.70 YES

Thickness: 50mm Joint width: Butt
Please note: Products shown as available as 'order choice' come in multiples of one, unless stated otherwise.



TEXTURED EDGING

Available in two subtle and elegant shades, this medium textured edging beautifully complements Textured paving.



Buff (Bf)



Grey (Gy)

| | Nominal size (mm) | Colours | Units/pack | Pack weight (t) | m ² /pack linear m/pack | Units/m ² Units/linear m | Order Choice |
|--|-------------------|---------|------------|-----------------|------------------------------------|-------------------------------------|--------------|
|--|-------------------|---------|------------|-----------------|------------------------------------|-------------------------------------|--------------|

Textured edging 580 x 275 Bf/Gy 20 0.37 11.80 1.70 YES

Textured edging 580 x 136 Bf/Gy 24 0.22 13.92 1.70 YES

Thickness: 50mm Joint width: 10mm
Please note: Products shown as available as 'order choice' come in multiples of one, unless stated otherwise.



ROUND TOP EDGING

A great value edging which comes in attractive Buff, Grey and Dark Grey colour options.



Buff (Bf)



Grey (Gy)



Dark Grey (DG)

| | Nominal size (mm) | Colours | Units/pack | Pack weight (t) | m ² /pack linear m/pack | Units/m ² Units/linear m | Order Choice |
|--|-------------------|---------|------------|-----------------|------------------------------------|-------------------------------------|--------------|
|--|-------------------|---------|------------|-----------------|------------------------------------|-------------------------------------|--------------|

Round Top edging 600 x 150 Bf/Gy/DG 48 0.37 28.80 1.70 YES

Thickness: 50mm Joint width: Butt
Please note: Products shown as available as 'order choice' come in multiples of one, unless stated otherwise.



Round stepping stone in Cream Blend



Random stepping stone in Weathered Brown



Stonewood® stepping stone in Antique Brown



STEPPING STONES

Step this way for a delightful garden feature

Stepping stones are a charming feature in any garden. Set in lawns and gravel or even in borders interspersed with planting, they offer a practical way to walk about your garden, add interest and character.

| | Nominal size (mm) | Colours | Units/pack | Pack weight (t) | m ² /pack | Thickness (mm) | Order Choice |
|--------------------------------|-------------------|---------|------------|-----------------|----------------------|----------------|--------------|
| Natural Sandstone [†] | 300 x 450 | FB | 56 | 0.50 | N/A | 22 | YES |
| Natural Limestone [†] | 300 x 450 | BB | 56 | 0.50 | N/A | 22 | YES |
| Round | 450Ø | BrB/CrB | 70 | 0.80 | N/A | 32 | YES |
| Random | 450 x 350 | WG/WB | 70 | 0.80 | N/A | 32 | YES |
| Stonewood | 290-450 | AB | 36 | 0.47 | N/A | 50 | YES |

[†]Please note: Natural stone varies in colour and mineral content.

RANDOM STEPPING STONE

Featuring a riven surface and a naturalistic fettle edge, choose from Weathered Grey or Weathered Brown colour options to complement Ashbourne or other traditional paving ranges.



Random stepping stone Weathered Brown (WB)



Random stepping stone Weathered Grey (WG)

STONEWOOD® STEPPING STONE

In deep, characterful Antique Brown, these stones imitate natural wood but offer much more durability and need much less maintenance.



Stonewood® stepping stone Antique Brown (AB)

NATURAL SANDSTONE STEPPING STONE

In a rugged Fossil Buff colourway, this stepping stone complements our natural stone paving ranges.



Natural Sandstone stepping stone Fossil Buff (FB)

NATURAL LIMESTONE STEPPING STONE

Designed to work with our natural stone paving, this stepping stone is available in striking Blue-Black.



Natural Limestone stepping stone Blue-Black (BB)

ROUND STEPPING STONE

With a riven surface, these Brown Blend or Cream Blend stones complement Ashbourne or other traditional paving ranges.



Round stepping stone Brown Blend (BrB)



Round stepping stone Cream Blend (CrB)

FLAG PAVING FIXING PRODUCTS

BRADPOINT® JOINTING COMPOUND

Available in three colours, Bradpoint Jointing Compound is specially developed to ensure that your patio is jointed to perfection. It is suitable for use with most of our paving products, including porcelain. It is frost resistant and provides a flexible yet durable finish when cured. And it's so easy to use, you can apply Bradpoint in any weather, you simply brush it into the joints. One 20kg tub will typically cover 8.5m²*. Bradpoint Jointing Compound is not suitable for use with Natural Granite or any heavily textured concrete paving, such as StoneMaster, Moordale Textured, Mahina and Textured.



Black (B)



Grey (Gy)



Natural (Na)



*COVERAGE

Typically 8.5m². Example: a 15.3m² patio pack with 10-15mm joints that are 20-24mm deep will require two tubs. Each tub contains two foil bags with a coverage of 4.25m² per bag.

BRADBOND® SLURRY PRIMER

Bradbond is a cementitious slurry primer that can be used on any paving product to help strengthen the bond between the paving and the sub-base onto which the patio is being laid. Bradbond should be applied to the whole underside of all Porcelain, Smooth Natural Sandstone, Natural Slate, Riverwashed Limestone and Granite paving prior to laying to improve adhesion to the mortar bed. Bradbond is so easy to use. You simply add water (refer to tub instructions) to the already blended mixture that comes in the tub and apply it with a brush to the back of each slab before you lay them. One 17kg tub will cover a nominal 12.75m² of paving, when applied with a thickness of 3mm.



BRADBOND® WALLING ADHESIVE

Bradbond walling adhesive is a flexible cladding adhesive for external floor and wall applications. It's specially formulated to make it easy to work with when fixing brick slips and natural stone to a range of substrates including sand/cement render, brick or block work. Simply mix 4.42 litres of clean water with each 17kg tub and apply 1m² at a time to a thickness of 3-20mm before leaving for 16 hours to set.



*COVERAGE

Typical coverage per tub is 4.25m² at a depth of 3mm



IMPORTANT: Before using any of the Bradbond or Bradpoint products please read and follow the instructions on the packaging. Usage information can also be found at bradstone.com

BLOCK PAVING FIXING PRODUCTS

INFILTA BLOCK PAVING FIXING PRODUCTS

High performance open graded aggregates specifically designed to provide controlled water management within Sustainable Drainage Systems (SuDS).

Superflow Drainage Agg

A 4-20mm crushed angular aggregate designed for permeable block paving.



Superflow Bedding Aggregate

A 2-6mm crushed angular aggregate designed for permeable block paving.



Superflow Joint Agg

A 3mm high performance washed aggregate which is designed for jointing Bradstone Infilta block paving to allow permeability.



STANDARD BLOCK PAVING FIXING PRODUCTS

Kiln Dried Sand

The ideal sand to use for the joints when laying Bradstone block paving.



IMPORTANT: Drainage Aggregate (base), Bedding Aggregate (top layer) and Jointing Aggregate are for the permeable block paving (Infilta) only. All three stages (base, top layer and jointing) are satisfied by Kiln Dried Sand for normal block paving. For more information visit bradstone.com

BRADSTONE PEDESTALS

A system of adjustable paving supports that can be adapted to suit your space

Ideal for roof balconies, terraces and patios, Bradstone Pedestals can be laid in all types of weather conditions. Made of 80% recycled material, our Bradstone Pedestals work especially well with our Porcelain range*.

We stock two ranges of pedestals; our premium range has a built in slope corrector that helps simplify the installation process and comes in a stocked series of sizes ranging from 18mm - 285mm, our standard range is stocked in a series of heights from 18mm - 315mm and a slope corrector can be purchased separately.

For more demanding projects where a larger riser height is required, we are able to provide up to 1070mm. For more information go to bradstone.com or call **01335 372289**.



Standard Adjustable
Pedestal




Premium Adjustable
Pedestal (with slope corrector)



Spacer tab



Shim



*excluding Romeli and Madera Antigua



TECHNICAL INFORMATION: Porcelain



ROMELI®

££££

See page 15 for product details

| Paver | Nominal size (mm) | Colours | Units/pack | Pack weight (t) | m ² /pack | Units/m ² | Order Choice |
|-------|-------------------|---------|------------|-----------------|----------------------|----------------------|--------------|
| Paver | 800 x 400 | Bf/G | 48 | 0.69 | 15.36 | 3.13 | YES (2) |

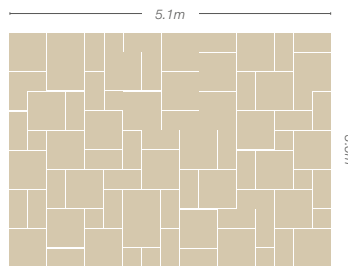
Thickness: 20mm Joint width: 5-10mm
Please note: Products shown as available as 'order choice' come in multiples of one, unless stated otherwise



ASPERO®

££££


See page 19 for product details



18.36m² patio pack
(Approx size: 5100 x 3600mm)

KIT CONSISTS OF:

- 30 = 595 x 595mm
- 36 = 595 x 295mm
- 12 = 295 x 295mm



19.44m² patio pack
(Approx size: 5400 x 3600mm)

KIT CONSISTS OF:

- 24 = 895 x 445mm
- 24 = 895 x 295mm
- 24 = 895 x 145mm

Laying pattern displayed includes cuts to stagger the joints

| | Nominal size (mm) | Colours | Units/pack | Pack weight (t) | m ² /pack | Units/m ² | Order Choice |
|--------------------------------|-------------------|-------------|------------|-----------------|----------------------|----------------------|--------------|
| 19.44m ² patio pack | 5400 x 3600 | SG/Gr | 72 | 0.93 | 19.44 | N/A | N/A |
| 18.36m ² patio pack | 5100 x 3600 | Bg/SG/DG/Gr | 78 | 0.88 | 18.36 | N/A | N/A |

Thickness: 20mm Joint width: 5mm
Please note: Products shown as available as 'order choice' come in multiples of one, unless stated otherwise



TECHNICAL INFORMATION: Porcelain

MANZANO®

££££

See page 20 for product details

| Paver | Nominal size (mm) | Colours | Units/pack | Pack weight (t) | m ² /pack | Units/m ² | Order Choice |
|-------|-------------------|---------|------------|-----------------|----------------------|----------------------|--------------|
| Paver | 1200 x 600 | Pe/Gy | 27 | 0.95 | 19.44 | 1.39 | YES |
| Paver | 600 x 600 | Pe/Gy | 60 | 1.05 | 21.60 | 2.78 | YES (2) |

Thickness: 20mm Joint width: 5mm
Please note: Products shown as available as 'order choice' come in multiples of one, unless stated otherwise



MANZANO® MOSAICS

££££

See page 23 for product details

| Mosaic | Nominal size (mm) | Colours | Units/pack | Pack weight (t) | m ² /pack | Units/m ² | Order Choice |
|--------|-------------------|---------|------------|-----------------|----------------------|----------------------|--------------|
| Mosaic | 600 x 600 | Pe/Gy | 60 | 1.05 | 21.60 | 2.78 | YES (2) |
| Mosaic | 600 x 300 | Pe | 72 | 0.61 | 12.96 | 5.56 | YES (3) |
| Mosaic | 900 x 225 | Pe | 96 | 0.93 | 19.44 | 4.94 | YES (2) |


Thickness: 20mm Joint width: 5mm
Please note: Products shown as available as 'order choice' come in multiples of one, unless stated otherwise



MODE® PROFILED

££££

See page 28 for product details



20.74m² two size mixed paving laying guide
(Approx size: 5730 x 3620mm)

LAYING PATTERN CONSISTS OF:

- 39 = 600 x 600mm
- 39 = 600 x 300mm

A typical illustration of how two different size packs of Mode paving can be combined.

Please note to create this effect the shade batch reference for each size will be different. This may increase the overall tonal variation, particularly on Dark Grey and Graphite shades.

| Paver | Nominal size (mm) | Colours | Units/pack | Pack weight (t) | m ² /pack | Units/m ² | Order Choice |
|-------|-------------------|-------------|------------|-----------------|----------------------|----------------------|--------------|
| Paver | 900 x 450 | SG/Gr | 39 | 0.76 | 15.80 | 2.47 | YES |
| Paver | 600 x 600 | Bg/SG/DG/Gr | 60 | 1.05 | 21.60 | 2.80 | YES (2) |
| Paver | 600 x 300 | Bg/SG/DG/Gr | 72 | 0.61 | 12.96 | 5.56 | YES (3) |
| Paver | 900 x 150 | Bg/Gr/SG/DG | 144 | 0.91 | 19.44 | 7.41 | YES (3) |

Thickness: 20mm Joint width: 5mm
Please note: Products shown as available as 'order choice' come in multiples of one, unless stated otherwise

TECHNICAL INFORMATION: *Porcelain*



MODE® TEXTURED

££££

See page 30 for product details

| | Nominal size (mm) | Colours | Units/pack | Pack weight (t) | m ² /pack | Units/m ² | Order Choice |
|-------|-------------------|---------|------------|-----------------|----------------------|----------------------|--------------|
| Paver | 600 x 600 | Sh/Gr | 60 | 1.05 | 21.60 | 2.78 | YES (2) |

Thickness: 20mm Joint width: 5mm

Please note: Products shown as available as 'order choice' come in multiples of one, unless stated otherwise



PAUTA®

££££

See page 33 for product details

| | Nominal size (mm) | Colours | Units/pack | Pack weight (t) | m ² /pack | Units/m ² | Order Choice |
|-------|-------------------|---------|------------|-----------------|----------------------|----------------------|--------------|
| Paver | 600 x 600 | SG/MG | 60 | 1.05 | 21.60 | 2.78 | YES (2) |
| Paver | 900 x 450 | SG/MG | 39 | 0.76 | 15.80 | 2.47 | YES |

Thickness: 20mm Joint width: 5mm

Please note: Products shown as available as 'order choice' come in multiples of one, unless stated otherwise



TORDILLO®

££££

See page 34 for product details

| | Nominal size (mm) | Colours | Units/pack | Pack weight (t) | m ² /pack | Units/m ² | Order Choice |
|-------|-------------------|---------|------------|-----------------|----------------------|----------------------|--------------|
| Paver | 600 x 600 | Wh | 60 | 1.05 | 21.60 | 2.78 | YES (2) |

Thickness: 20mm Joint width: 5mm

Please note: Products shown as available as 'order choice' come in multiples of one, unless stated otherwise

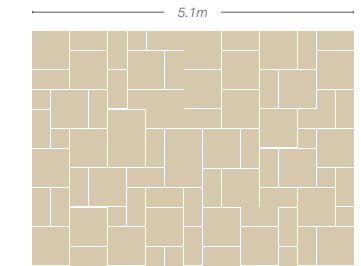
TECHNICAL INFORMATION: *Porcelain*



VETUSTO®

££££

See page 37 for product details



18.36m² patio pack
(Approx size: 5100 x 3600mm)

KIT CONSISTS OF:

- 30 = 595 x 595mm
- 36 = 595 x 295mm
- 12 = 295 x 295mm

| | Nominal size (mm) | Colours | Units/pack | Pack weight (t) | m ² /pack | Units/m ² | Order Choice |
|--------------------------------|-------------------|----------|------------|-----------------|----------------------|----------------------|--------------|
| 18.36m ² patio pack | 5100 x 3600 | Du/BB/RG | 78 | 0.88 | 18.36 | N/A | N/A |
| Paver | 895 x 595 | Du/BB | 30 | 0.73 | 16.20 | 1.85 | YES |

Thickness: 20mm Joint width: 5mm

Please note: Products shown as available as 'order choice' come in multiples of one, unless stated otherwise



MADERA ANTIGUA®

££££

See page 41 for product details

HOW TO LAY MADERA PAVING



DO NOT start pavers on alternative rows at the same point.



Pavers should be staggered to a MAXIMUM OF 33%.

| | Nominal size (mm) | Colours | Units/pack | Pack weight (t) | m ² /pack | Units/m ² | Order Choice |
|-------|-------------------|---------|------------|-----------------|----------------------|----------------------|--------------|
| Paver | 900 x 150 | Gy/Oa | 144 | 0.91 | 19.44 | 7.41 | YES (3) |

Thickness: 20mm Joint width: 5mm

Please note: Products shown as available as 'order choice' come in multiples of one, unless stated otherwise



MADERA GRANDE

££££

See page 42 for product details

| | Nominal size (mm) | Colours | Units/pack | Pack weight (t) | m ² /pack | Units/m ² | Order Choice |
|-------|-------------------|---------|------------|-----------------|----------------------|----------------------|--------------|
| Paver | 1200 x 300 | LB/DB | 23.04 | 1.01 | 23.04 | 2.78 | YES (2) |

Thickness: 20mm Joint width: 5mm

Please note: Products shown as available as 'order choice' come in multiples of one, unless stated otherwise

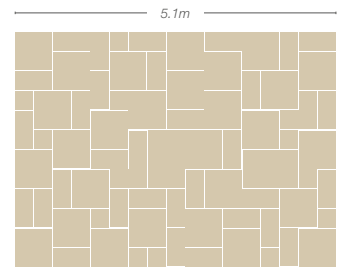
TECHNICAL INFORMATION: *Porcelain*



ARENARIA®

See page 44 for product details

£££



18.36m² patio pack
(Approx size: 5100 x 3600mm)

KIT CONSISTS OF:

- 30 = 595 x 595mm
- 36 = 595 x 295mm
- 12 = 295 x 295mm

| | Nominal size (mm) | Colours | Units/pack | Pack weight (t) | m ² /pack | Units/m ² | Order Choice |
|--------------------------------|-------------------|----------|------------|-----------------|----------------------|----------------------|--------------|
| 18.36m ² patio pack | 5100 x 3600 | LG/DG/Cr | 78 | 0.88 | 18.36 | N/A | N/A |

Thickness: 20mm Joint width: 5mm

Please note: Products shown as available as 'order choice' come in multiples of one, unless stated otherwise



BROOKLYN®

See page 47 for product details

£££

| | Nominal size (mm) | Colours | Units/pack | Pack weight (t) | m ² /pack | Units/m ² | Order Choice |
|-------|-------------------|----------|------------|-----------------|----------------------|----------------------|--------------|
| Paver | 600 x 600 | LG/DG/Cr | 60 | 1.05 | 21.60 | 2.78 | YES (2) |

Thickness: 20mm Joint width: 5mm

Please note: Products shown as available as 'order choice' come in multiples of one, unless stated otherwise



TEPHRA®

See page 49 for product details

£££

| | Nominal size (mm) | Colours | Units/pack | Pack weight (t) | m ² /pack | Units/m ² | Order Choice |
|-------|-------------------|----------|------------|-----------------|----------------------|----------------------|--------------|
| Paver | 600 x 600 | LG/DG/Cr | 60 | 1.05 | 21.60 | 2.78 | YES (2) |

Thickness: 20mm Joint width: 5mm

Please note: Products shown as available as 'order choice' come in multiples of one, unless stated otherwise

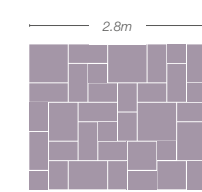
TECHNICAL INFORMATION: *Concrete*



OLD TOWN®

See page 55 for product details

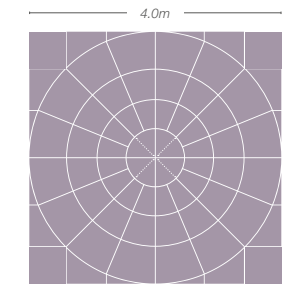
£££



6.4m² patio pack (Approx size: 2800 x 2300mm)

KIT CONSISTS OF:

- 03 = 600 x 600mm
- 03 = 600 x 450mm
- 02 = 450 x 450mm
- 09 = 600 x 300mm
- 12 = 450 x 300mm
- 06 = 300 x 300mm



Ø 4m circle with 4m² squaring off kit
(Circle approx size: Ø 4000mm)
(Squared up approx size: 4000 x 4000mm)

KIT CONSISTS OF:

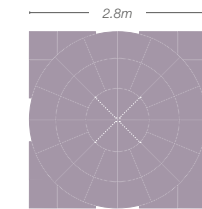
- 04 = centre
- 16 = middle
- 16 = outer

OUTER CIRCLE KIT CONSISTS OF:

- 16 = pavers

SQUARING OFF KIT CONSISTS OF:

- 20 = squaring off pavers



Ø 2.8m circle with 2.8m² squaring off kit
(Circle approx size: Ø 2800mm)
(Squared up approx size: 2800 x 2800mm)

KIT CONSISTS OF:

- 04 = centre
- 16 = middle
- 16 = outer

SQUARING OFF KIT CONSISTS OF:

- 12 = squaring off pavers



| | Nominal size (mm) | Colours | Units/pack | Pack weight (t) | m ² /pack | Units/m ² | Order Choice |
|--------------------------------|-------------------|-------------|------------|-----------------|----------------------|----------------------|--------------|
| Paver | 900 x 600* | GG/WL/DG/OQ | 10 | 0.55 | 5.60 | 1.80 | YES |
| Paver | 600 x 600 | GG/WL/DG/OQ | 22 | 0.68 | 8.20 | 2.70 | YES |
| Paver | 600 x 300 | GG/WL/DG/OQ | 46 | 0.71 | 8.70 | 5.30 | YES |
| Paver | 300 x 300 | GG/WL/DG/OQ | 48 | 0.40 | 4.60 | 10.40 | YES |
| 6.4m ² patio pack | 2800x2300 | GG/WL/DG/OQ | 35 | 0.53 | 6.40 | N/A | N/A |
| 2 ring circle | Ø 2800 | GG/WL | 36 | 0.52 | 6.15 | N/A | N/A |
| Circle outer | Ø 4000 | GG/WL | 16 | 0.61 | 6.41 | N/A | N/A |
| 2 ring circle squaring off kit | 2800 x 2800 | GG/WL | 12 | 0.13 | 1.69 | N/A | N/A |
| Circle outer squaring off kit | 4000 x 4000 | GG/WL | 20 | 0.28 | 3.44 | N/A | N/A |

Thickness: 40mm, 44mm* Joint width: 10-15mm

Please note: Products shown as available as 'order choice' come in multiples of one, unless stated otherwise



CARPET STONES

£££

See page 57 for product details

| Paver | Nominal size (mm) | Colours | Units/pack | Pack weight (t) | m ² /pack | Units/m ² | Order Choice |
|-------|-------------------|---------|------------|-----------------|----------------------|----------------------|--------------|
| Paver | 1200 x 400 | Ch/RR | 30 | 0.95 | 14.90 | 2.00 | YES |

Thickness: 40mm Joint width: 10-15mm
Please note: Products shown as available as 'order choice' come in multiples of one, unless stated otherwise



STONEMASTER®

£££

See page 59 for product details

| Paver | Nominal size (mm) | Colours | Units/pack | Pack weight (t) | m ² /pack | Units/m ² | Order Choice |
|-------|-------------------|----------|------------|-----------------|----------------------|----------------------|--------------|
| Paver | 800 x 200 | LG/MG/DG | 32 | 0.95 | 5.12 | 6.25 | YES |

Thickness: 80mm Joint width: N/A
Please note: Products shown as available as 'order choice' come in multiples of one, unless stated otherwise



PANACHE GROUND

£££

See page 61 for product details

| Paver | Nominal size (mm) | Colours | Units/pack | Pack weight (t) | m ² /pack | Units/m ² | Order Choice |
|-------|-------------------|----------|------------|-----------------|----------------------|----------------------|--------------|
| Paver | 450 x 450 | Wh/SG/MG | 40 | 0.88 | 8.10 | 4.90 | YES |

Thickness: 40mm Joint width: 5mm
Please note: Products shown as available as 'order choice' come in multiples of one, unless stated otherwise



MAHINA®

£££

See page 63 for product details

| Paver | Nominal size (mm) | Colours | Units/pack | Pack weight (t) | m ² /pack | Units/m ² | Order Choice |
|-------|-------------------|---------|------------|-----------------|----------------------|----------------------|--------------|
| Paver | 600 x 600 | N/DG | 20 | 0.58 | 7.20 | 2.78 | YES |
| Paver | 450 x 450 | N/DG | 40 | 0.70 | 8.10 | 4.90 | YES |

Thickness: 35mm Joint width: 5mm
Please note: Products shown as available as 'order choice' come in multiples of one, unless stated otherwise



MOORDALE® TEXTURED

£££

See page 64 for product details

| Paver | Nominal size (mm) | Colours | Units/pack | Pack weight (t) | m ² /pack | Units/m ² | Order Choice |
|-------|-------------------|---------|------------|-----------------|----------------------|----------------------|--------------|
| Paver | 600 x 600 | Bf/N | 20 | 0.58 | 7.20 | 2.78 | YES |
| Paver | 600 x 300 | Bf/N | 21 | 0.30 | 3.80 | 5.56 | YES |
| Paver | 300 x 300 | Bf/N | 42 | 0.30 | 3.80 | 11.11 | YES |

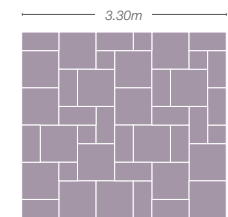
Thickness: 35mm Joint width: 5mm
Please note: Products shown as available as 'order choice' come in multiples of one, unless stated otherwise



OLD RIVEN

££

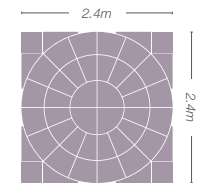
See page 69 for product details



9.9m² patio pack
(Approx size: 3300 x 3000)

KIT CONSISTS OF:

- 17 = 600 x 600mm
- 18 = 600 x 300mm
- 06 = 300 x 300mm



Ø 2.4m circle with 2.4m² squaring off kit
(Circle approx size: Ø 2400mm)
(Squared up approx size: 2400 x 2400mm)

KIT CONSISTS OF:

- 02 = centre
- 16 = middle
- 16 = outer middle

SQUARING OFF KIT CONSISTS OF:

- 12 = squaring off pavers

| Paver | Nominal size (mm) | Colours | Units/pack | Pack weight (t) | m ² /pack | Units/m ² | Order Choice |
|-------|-------------------|-------------|------------|-----------------|----------------------|----------------------|--------------|
| Paver | 600 x 600 | AC/AS/AG/AB | 29 | 0.73 | 10.79 | 2.70 | YES |
| Paver | 600 x 300 | AC/AS/AG/AB | 87 | 1.03 | 16.45 | 5.30 | YES |
| Paver | 300 x 300 | AC/AS/AG/AB | 87 | 0.52 | 8.36 | 10.40 | YES |

| | | | | | | | |
|---------------|--------|-------|----|------|------|-----|-----|
| 2 ring circle | Ø 2400 | AC/AS | 34 | 0.31 | 4.52 | N/A | N/A |
|---------------|--------|-------|----|------|------|-----|-----|

| | | | | | | | |
|--------------------------------|-------------|-------|----|------|------|-----|-----|
| 2 ring circle squaring off kit | 2400 x 2400 | AC/AS | 12 | 0.13 | 1.24 | N/A | N/A |
|--------------------------------|-------------|-------|----|------|------|-----|-----|

| | | | | | | | |
|------------------------------|-------------|-------------|----|------|------|-----|-----|
| 9.9m ² patio pack | 3300 x 3000 | AC/AS/AG/AB | 41 | 0.66 | 9.90 | N/A | N/A |
|------------------------------|-------------|-------------|----|------|------|-----|-----|

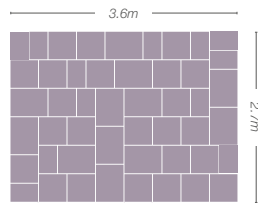
Thickness: 35mm Joint width: 10-15mm
Please note: Products shown as available as 'order choice' come in multiples of one, unless stated otherwise

TECHNICAL INFORMATION: Concrete



AGED RIVEN

See page 70 for product details



9.72m² patio pack
(Approx size: 3600 x 2700mm)

KIT CONSISTS OF:

- 12 = 600 x 450mm
- 24 = 450 x 450mm
- 12 = 300 x 450mm

| | Nominal size (mm) | Colours | Units/pack | Pack weight (t) | m ² /pack | Units/m ² | Order Choice |
|-------------------------------|-------------------|---------|------------|-----------------|----------------------|----------------------|--------------|
| Paver | 450 x 300 | DG | 70 | 0.68 | 9.98 | 7.00 | YES |
| 9.72m ² patio pack | 3600 x 2700 | DG | 48 | 0.74 | 9.72 | N/A | N/A |

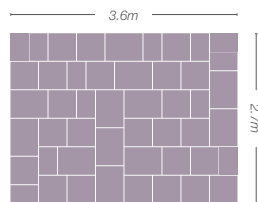
Thickness: 30mm Joint width: 10-15mm

Please note: Products shown as available as 'order choice' come in multiples of one, unless stated otherwise



ASHBOURNE™

See page 75 for product details



9.72m² patio pack
(Approx size: 3600 x 2700mm)

KIT CONSISTS OF:

- 12 = 600 x 450mm
- 24 = 450 x 450mm
- 12 = 300 x 450mm

| | Nominal size (mm) | Colours | Units/pack | Pack weight (t) | m ² /pack | Units/m ² | Order Choice |
|-------------------------------|-------------------|-------------|------------|-----------------|----------------------|----------------------|--------------|
| 9.72m ² patio pack | 3600 x 2700 | Ct/YB/WG/YG | 48 | 0.74 | 9.72 | N/A | N/A |

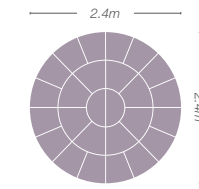
Thickness: 30mm Joint width: 10-15mm

Please note: Products shown as available as 'order choice' come in multiples of one, unless stated otherwise

TECHNICAL INFORMATION: Concrete

TEXTURED

See page 76 for product details



2 ring circle
(Approx size: Ø 2400mm)

KIT CONSISTS OF:

- 02 = centre
- 08 = inner
- 16 = outer

| | Nominal size (mm) | Colours | Units/pack | Pack weight (t) | m ² /pack | Units/m ² | Order Choice |
|---------------|-------------------|-------------|------------|-----------------|----------------------|----------------------|--------------|
| Paver* | 600 x 600 | DG/Bf/Gy/Rd | 20 | 0.58 | 7.20 | 2.80 | YES |
| Paver | 450 x 450 | DG/Bf/Gy/Rd | 40 | 0.70 | 8.10 | 4.90 | YES |
| 2 ring circle | Ø 2400 | Bf | 26 | 0.35 | 4.52 | N/A | N/A |

Thickness: 32mm, *35mm Joint width: 5mm

Please note: Products shown as available as 'order choice' come in multiples of one, unless stated otherwise



EDALE


See page 78 for product details



| | Nominal size (mm) | Colours | Units/pack | Pack weight (t) | m ² /pack | Units/m ² | Order Choice |
|-------|-------------------|----------|------------|-----------------|----------------------|----------------------|--------------|
| Paver | 450 x 450 | Cr/Gy/DG | 76 | 0.98 | 16.08 | 4.70 | N/A |

Thickness: 30mm Joint width: 10-15mm

Please note: Products shown as available as 'order choice' come in multiples of one, unless stated otherwise



PEAK

See page 81 for product details



| | Nominal size (mm) | Colours | Units/pack | Pack weight (t) | m ² /pack | Units/m ² | Order Choice |
|-------------|-------------------|------------|------------|-----------------|----------------------|----------------------|--------------|
| Peak Riven | 600 x 600 | Bf/N/Rd/DG | 20 | 0.51 | 7.44 | 2.70 | N/A |
| Peak Riven | 450 x 450* | Bf/N/Rd/DG | 40 | 0.55 | 8.46 | 4.70 | N/A |
| Peak Smooth | 600 x 600 | Bf/N | 20 | 0.58 | 7.20 | 2.80 | N/A |
| Peak Smooth | 450 x 450* | Bf/N | 44 | 0.61 | 8.90 | 4.90 | N/A |
| Peak Smooth | 400 x 400** | Bf/N | 52 | 0.54 | 8.30 | 6.30 | N/A |

Thickness: 35mm, *32mm, **28mm Joint width: Riven = 10-15mm Smooth = 5mm

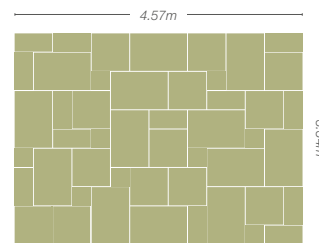
Please note: Limited protection in transit means surfaces may scratch.

Please note: Products shown as available as 'order choice' come in multiples of one, unless stated otherwise



SMOOTH NATURAL SANDSTONE £££

See page 85 for product details



15.3m² patio pack (Approx size: 4570 x 3340mm)

KIT CONSISTS OF:

- 13 = 900 x 600mm
- 13 = 600 x 600mm
- 13 = 600 x 300mm
- 09 = 300 x 300mm

| | Nominal size (mm) | Colours | Units/pack | Pack weight (t) | m ² /pack linear m/pack | Units/m ² Units/linear m | Order Choice |
|-------------------------------|-------------------|---------|------------|-----------------|------------------------------------|-------------------------------------|--------------|
| 15.3m ² patio pack | 4570 x 3340 | Du/R | 48 | 0.75 | 15.30 | N/A | N/A |

Thickness: 20mm Joint width: 5-10mm Country of origin: India
Please note: Products shown as available as 'order choice' come in multiples of one, unless stated otherwise



NATURAL GRANITE £££

See page 87 for product details

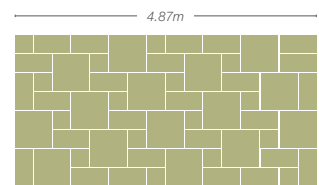
| | Nominal size (mm) | Colours | Units/pack | Pack weight (t) | m ² /pack | Units/m ² | Order Choice |
|-------|-------------------|---------|------------|-----------------|----------------------|----------------------|--------------|
| Paver | 900 x 900 | SG | 18 | 1.00 | 14.58 | 1.23 | N/A |
| Paver | 600 x 600 | SG | 40 | 0.96 | 14.40 | 2.80 | N/A |
| Paver | 600 x 300 | SG | 80 | 0.96 | 14.40 | 5.60 | N/A |
| Paver | 300 x 300 | SG | 80 | 0.50 | 7.20 | 11.10 | N/A |

Thickness: 25mm Joint width: 5-10mm Country of origin: China
Please note: Products shown as available as 'order choice' come in multiples of one, unless stated otherwise



NATURAL SLATE £££

See page 88 for product details



11.88 m² patio pack (Approx size: 4870 x 2440mm)

KIT CONSISTS OF:

- 15 = 600 x 600mm
- 26 = 600 x 295mm
- 16 = 295 x 295mm

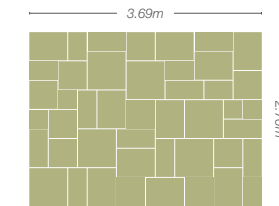
| | Nominal size (mm) | Colours | Units/pack | Pack weight (t) | m ² /pack | Units/m ² | Order Choice |
|--------------------------------|-------------------|---------|------------|-----------------|----------------------|----------------------|--------------|
| Paver | 600 x 600 | BB | 40 | 0.82 | 14.90 | 2.70 | N/A |
| Paver | 600 x 295 | BB | 85 | 0.88 | 16.10 | 5.30 | N/A |
| 11.88m ² patio pack | 4870 x 2440 | BB/GG | 57 | 0.65 | 11.88 | N/A | N/A |

Thickness: 25mm Joint width: 10mm Country of origin: China
Please note: Products shown as available as 'order choice' come in multiples of one, unless stated otherwise



HONEYMEDE LIMESTONE £££

See page 90 for product details



10.2m² patio pack (Approx size: 3690 x 2760mm)

KIT CONSISTS OF:

- 06 = 600 x 600mm
- 10 = 600 x 450mm
- 10 = 600 x 300mm
- 10 = 450 x 450mm
- 05 = 450 x 300mm
- 04 = 300 x 300mm

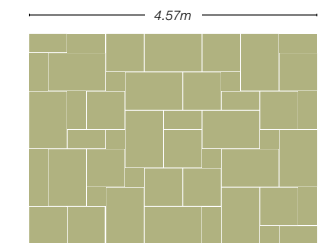
| | Nominal size (mm) | Colours | Units/pack | Pack weight (t) | m ² /pack | Units/m ² | Order Choice |
|-------------------------------|-------------------|---------|------------|-----------------|----------------------|----------------------|--------------|
| 10.2m ² patio pack | 3690 x 2760 | H | 45 | 0.63 | 10.20 | N/A | N/A |

Thickness: 22mm Joint width: 10-15mm Country of origin: India
Please note: Products shown as available as 'order choice' come in multiples of one, unless stated otherwise



RIVERWASHED LIMESTONE £££

See page 92 for product details



15.3m² patio pack (Approx size: 4570 x 3340mm)

KIT CONSISTS OF:

- 13 = 900 x 600mm
- 13 = 600 x 600mm
- 13 = 600 x 300mm
- 09 = 300 x 300mm

| | Nominal size (mm) | Colours | Units/pack | Pack weight (t) | m ² /pack | Units/m ² | Order Choice |
|-------------------------------|-------------------|---------|------------|-----------------|----------------------|----------------------|--------------|
| 15.3m ² patio pack | 4570 x 3340 | StG | 48 | 0.83 | 15.30 | N/A | N/A |

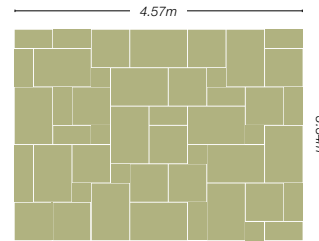
Thickness: 20mm Joint width: 5-10mm Country of origin: India
Please note: Products shown as available as 'order choice' come in multiples of one, unless stated otherwise



NATURAL LIMESTONE



See page 95 for product details




15.3m² patio pack (Approx size: 4570 x 3340mm)

KIT CONSISTS OF:

- 13 = 900 x 600mm
- 13 = 600 x 600mm
- 13 = 600 x 300mm
- 09 = 300 x 300mm

| | Nominal size (mm) | Colours | Units/pack | Pack weight (t) | m ² /pack | Units/m ² | Order Choice |
|-------------------------------|-------------------|---------|------------|-----------------|----------------------|----------------------|--------------|
| Paver | 600 x 300 | BB | 85 | 0.95 | 16.10 | 5.30 | N/A |
| Paver | 600 x 600 | BB | 40 | 0.95 | 14.90 | 2.70 | N/A |
| Paver | 900 x 600 | BB | 28 | 0.82 | 15.50 | 1.80 | N/A |
| 15.3m ² patio pack | 4570 x 3340 | BB/Az | 48 | 0.83/0.95* | 15.30 | N/A | N/A |

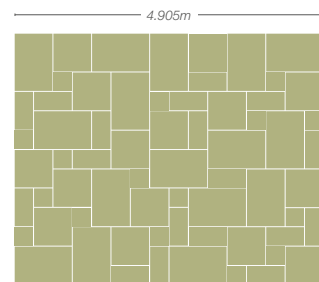
Thickness: 20mm Joint width: 10-15mm Country of origin: India *Azure weight
Please note: Products shown as available as 'order choice' come in multiples of one, unless stated otherwise



BLENDED NATURAL SANDSTONE



See page 100 for product details



19.52m² patio pack (Approx size: 4905 x 3980mm)

KIT CONSISTS OF:

- 16 = 900 x 600mm
- 15 = 600 x 600mm
- 18 = 600 x 290mm
- 16 = 290 x 290mm

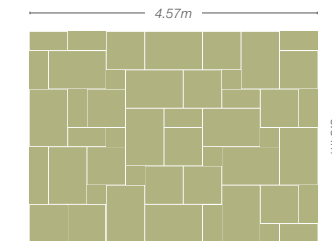
| | Nominal size (mm) | Colours | Units/pack | Pack weight (t) | m ² /pack | Units/m ² | Order Choice |
|--------------------------------|-------------------|--------------|------------|-----------------|----------------------|----------------------|--------------|
| Paver | 900 x 600 | ImG/RB/RG/BU | 28 | 0.69 | 15.75 | 1.85 | N/A |
| 19.52m ² patio pack | 4905 x 3980 | ImG/RB/RG/BU | 65 | 0.84 | 19.52 | N/A | N/A |

Thickness: 18mm Joint width: 10-20mm Country of origin: India
Please note: Products shown as available as 'order choice' come in multiples of one, unless stated otherwise

NATURAL SANDSTONE



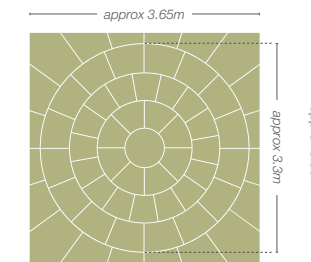
See page 98 for product details



15.3m² patio pack (Approx size: 4570 x 3340mm)

KIT CONSISTS OF:

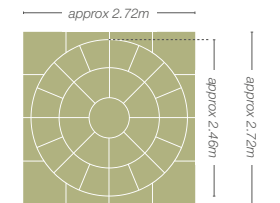
- 13 = 900 x 600mm
- 13 = 600 x 600mm
- 13 = 600 x 300mm
- 09 = 300 x 300mm



Ø 3.3m circle with 3.65m² squaring off kit
(Circle approx size: Ø 3300mm)
(Squared up approx size: 3650 x 3650mm)

KIT CONSISTS OF:

- 16 = outer circle
- 16 = outer middle
- 08 = inner circle
- 01 = centre



Ø 2.46m circle with 2.72m² squaring off kit
(Circle approx size: Ø 2460mm)
(Squared up approx size: 2720 x 2720mm)

KIT CONSISTS OF:

- 16 = outer circle
- 08 = inner circle
- 01 = centre

| | Nominal size (mm) | Colours | Units/pack | Pack weight (t) | m ² /pack | Units/m ² | Order Choice |
|--------------------------------|-------------------|--------------|------------|-----------------|----------------------|----------------------|--------------|
| Paver | 900 x 600 | AGr/FB/SB/SG | 28 | 0.82 | 15.50 | 1.80 | N/A |
| Paver | 600 x 600 | AGr/FB/SB/SG | 40 | 0.78 | 14.90 | 2.70 | N/A |
| Paver | 600 x 300 | AGr/FB/SB/SG | 85 | 0.80 | 16.10 | 5.30 | N/A |
| Paver | 300 x 300 | AGr/FB/SB/SG | 85 | 0.42 | 8.15 | 10.40 | N/A |
| 15.3m ² patio pack | 4570 x 3340 | AGr/FB/SB/SG | 48 | 0.80 | 15.30 | N/A | N/A |
| 2 ring circle squaring off kit | Ø 2460 | AGr/FB/SB/SG | 25 | 0.28 | 4.75 | N/A | N/A |
| 2 ring circle squaring off kit | 2720 x 2720 | AGr/FB/SB/SG | 12 | 0.18 | 2.65 | N/A | N/A |
| 3 ring circle | Ø 3300 | FB/SB | 41 | 0.50 | 8.56 | N/A | N/A |
| 3 ring circle squaring off kit | 3650 x 3650 | FB/SB | 20 | 0.28 | 4.74 | N/A | N/A |

Thickness: 22mm Joint width: 10-15mm Country of origin: India
Please note: Products shown as available as 'order choice' come in multiples of one, unless stated otherwise

See page 138 for Natural Sandstone setts details

TECHNICAL INFORMATION: *Driveway*



BRADDRIVE® COBBLESTONES

££££

See page 105 for product details

| | Nominal size (mm) | Colours | Units/pack | Pack weight (t) | m ² /pack | Units/m ² | Order Choice |
|-------------|-------------------|----------|------------|-----------------|----------------------|----------------------|--------------|
| Mixed Sizes | 2700 x 2280 | Au/Gr/Br | 240 | 0.71* | 6.16 | N/A | N/A |

Thickness: 60mm Joint width: Butt
Each pack contains: 240 blocks (70 No. 220x135, 60 No. 200x135, 60 No. 175x135, 30 No. 160x135, 20 No. 145x135)
Please note: *Pack weight includes jointing compound



STONEMASTER®

£££

See page 108 for product details

| | Nominal size (mm) | Colours | Units/pack | Pack weight (t) | m ² /pack | Units/m ² | Order Choice |
|--------------|-------------------|----------|------------|-----------------|----------------------|----------------------|--------------|
| Single sizes | 300 x 100* | DG/MG/LG | 240 | 0.96 | 7.20 | 33.30 | N/A |
| Mixed sizes | N/A | DG/MG/LG | 400 | 1.02 | 10.20 | N/A | N/A |

Thickness: 50mm, *60mm
Mixed size pack contains: 400 blocks (80 No. 250x150, 80 No. 200x150, 160 No. 150x150 and 80 No. 100x150mm)
Please note: Products shown as available as 'order choice' come in multiples of one, unless stated otherwise



WOBURN RUMBLED

£££

See page 113 for product details

| | Nominal size (mm) | Colours | Units/pack | Pack weight (t) | m ² /pack linear m/pack | Units/m ² Units/linear m | Order Choice |
|--------|-------------------|----------------|------------|-----------------|------------------------------------|-------------------------------------|--------------|
| Paver | 200 x 134 | Au/Bd/Ru/Gr/Si | 336 | 1.02 | 9.05 | 37.00 | N/A |
| Paver | 134 x 134 | Au/Bd/Ru/Gr/Si | 504 | 1.02 | 9.05 | 56.00 | N/A |
| Paver | 100 x 134 | Au/Bd/Ru/Gr/Si | 672 | 1.02 | 8.98 | 75.00 | N/A |
| Kerbs* | 200 x 125 | Au/Ru/Gr | 192 | 0.90 | 19.20 | 10.00 | N/A |

Thickness: 50mm, *100mm (Paving also available in 60mm thickness in Autumn, Graphite and Rustic)
Please note: Products shown as available as 'order choice' come in multiples of one, unless stated otherwise

TECHNICAL INFORMATION: *Driveway*



WOBURN RUMBLED INFILTA

£££

See page 115 for product details

| | Nominal size (mm) | Colours | Units/pack | Pack weight (t) | m ² /pack | Units/m ² | Order Choice |
|-------|-------------------|----------|------------|-----------------|----------------------|----------------------|--------------|
| Paver | 200 x 134 | Au/Ru/Gr | 312 | 1.14 | 8.43 | 37.00 | N/A |
| Paver | 134 x 134 | Au/Ru/Gr | 468 | 1.14 | 8.35 | 56.00 | N/A |
| Paver | 100 x 134 | Au/Ru/Gr | 624 | 1.14 | 8.32 | 75.00 | N/A |

Thickness: 60mm
Please note: Products shown as available as 'order choice' come in multiples of one, unless stated otherwise



WOBURN ORIGINAL

££

See page 116 for product details

| | Nominal size (mm) | Colours | Units/pack | Pack weight (t) | m ² /pack | Units/m ² | Order Choice |
|-------|-------------------|-------------|------------|-----------------|----------------------|----------------------|--------------|
| Paver | 200 x 134 | Au/Ru/Gr/Si | 336 | 1.02 | 9.05 | 37.00 | N/A |
| Paver | 134 x 134 | Au/Ru/Gr/Si | 504 | 1.02 | 9.05 | 56.00 | N/A |
| Paver | 100 x 134 | Au/Ru/Gr/Si | 672 | 1.02 | 8.98 | 75.00 | N/A |

Thickness: 50mm (Also available in 60mm thickness in Graphite and Rustic)
Please note: Products shown as available as 'order choice' come in multiples of one, unless stated otherwise

TECHNICAL INFORMATION: *Driveway*



MONKSBRIDGE



See page 118 for product details

| | Nominal size (mm) | Colours | Units/pack | Pack weight (t) | m ² /pack | Units/m ² | Order Choice |
|-------------|-------------------|-------------------|------------|-----------------|----------------------|----------------------|--------------|
| Mixed sizes | N/A | Cin/Cro/Roy/GG/Wd | 360 | 1.01 | 9.60 | N/A | N/A |

Thickness: 50mm
 Each pack contains: 360 blocks (80 No. 250x150, 100 No. 200x150, 120 No. 150x150 and 60 No. 100x150mm)
 Please note: Products shown as available as 'order choice' come in multiples of one, unless stated otherwise



LUMLEY COBBLE®



See page 121 for product details

| | Nominal size (mm) | Colours | Units/pack | Pack weight (t) | m ² /pack | Units/m ² | Order Choice |
|-------------|-------------------|---------|------------|-----------------|----------------------|----------------------|--------------|
| Mixed sizes | N/A | Stn | 240 | 1.00 | 7.48 | N/A | N/A |

Thickness: 60mm
 Each pack contains: 240 blocks (24 No. 280x170, 24 No. 240x170, 48 No. 200x170, 48 No. 160x170, 32 No. 280x130, 16 No. 240x130, 16 No. 200x130, 32 No. 120x130)
 Please note: Products shown as available as 'order choice' come in multiples of one, unless stated otherwise



DRIVEWAY



See page 123 for product details

| | Nominal size (mm) | Colours | Units/pack | Pack weight (t) | m ² /pack | Units/m ² | Order Choice |
|-------|-------------------|----------------------|------------|-----------------|----------------------|----------------------|--------------|
| Paver | 200 x 100 | Au/Bd/Bf/Gy/BO/Ch/Rd | 488 | 1.11 | 9.76 | 50.00 | N/A |

Thickness: 50mm (Also available in 60mm thickness in all colours)
 Please note: Products shown as available as 'order choice' come in multiples of one, unless stated otherwise

TECHNICAL INFORMATION: *Driveway*



DRIVEWAY INFILTA



See page 124 for product details

| | Nominal size (mm) | Colours | Units/pack | Pack weight (t) | m ² /pack | Units/m ² | Order Choice |
|-------|-------------------|-------------|------------|-----------------|----------------------|----------------------|--------------|
| Paver | 200 x 100 | Au/Rd/Bd/Ch | 404 | 0.99 | 8.08 | 50.00 | N/A |

Thickness: 60mm. Available in Brindle and Charcoal in the exact quantity you require.
 Please note: Products shown as available as 'order choice' come in multiples of one, unless stated otherwise

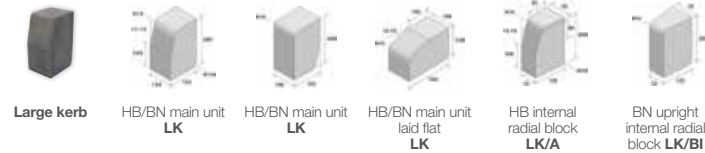


KERBS

See page 125 for product details

| | Nominal size (mm) | Colours | Units/pack | Pack weight (t) | m ² /pack linear m/pack | Units/m ² linear m | Order Choice |
|-------------|-------------------|----------|------------|-----------------|------------------------------------|-------------------------------|--------------|
| Large kerb | 200 x 125 | Bd/Ch/Rd | 192 | 0.90 | 19.20 | 10.00 | N/A |
| Medium kerb | 150 x 150 | Ch | 240 | 1.06 | 24.00 | 10.00 | N/A |
| Small kerb | 125 x 125 | Bd/Ch/Rd | 1 | < 0.01 | N/A | 10.00 | N/A |

Thickness: 100mm Joint width: Butt
 Also available for the large and small kerbs are a range of accessories which allow you to turn corners or edge a curved driveway.
 Please note: Products shown as available as 'order choice' come in multiples of one, unless stated otherwise



ADDITIONAL LANDSCAPING MATERIALS



As part of the Aggregate Industries group, we can also offer ready-mixed concrete and asphalt surfacing materials for your garden or driveway project.

If you're looking for concrete for a shed base, a garden path or for the foundations of your garden walls then our concrete service can deliver direct to your door. Simply visit aggregate.com and we can help guide you to the right concrete mix and help you calculate how much concrete you will need.

If you're thinking of asking your landscaper to install an asphalt driveway or pathway then our **Express Asphalt** service offers them collection locations across the country. All our plants offer service guarantees that mean your landscaper will receive the most reliable service the industry has to offer.



For more information or advice on our concrete services, please call 0345 939 0014. For asphalt enquiries please call 08450 757 799 or simply visit www.aggregate.com

ADDITIONAL INFORMATION

Product Images

The designs shown in the brochure are for illustrative purposes only. Every effort is made to ensure the accuracy of all content in this guide, however due to varying light conditions it is not always possible to show the true colours of products in a photograph. Before ordering please always view a sample of current stock. You can do this in several ways: By ordering a **FREE** sample from bradstone.com or by calling **01335 372289** or by visiting a display at your local stockist (to find your nearest stockist visit bradstone.com)

Cost

Your local stockist will be able to advise on product pricing. However, to give you an indication of price we include a £ icon on each product showing its value. The more £s a product has, the more premium it is considered to be. Please be aware that paving is just one element of the total cost and is rarely the largest outlay.

Sizes and joint widths

Size dimensions quoted within this brochure are nominal and for guidance only. Actual sizes will vary, particularly where riven profiles and fiddled edges are a feature of the product. Always dry lay the product to check area required (especially circles and patio kits). See joint widths recommended for products in the technical information. All m² coverage is approximate and may vary. All our products are manufactured to industry standard tolerances.

General information

Bradstone products and materials, unless otherwise stated, are for domestic landscaping and driveway projects.

Decorative flag paving and some edgings are not recommended for use on driveways. All products must be checked on arrival and in the unlikely event of products reaching you in a less than satisfactory condition, please refer to your stockist immediately, allowing time for the rejected product to be replaced.

When you receive your product you may notice minor scuffing on the surface. This can occur due to movement in transit and will generally disappear in time. De-icing salts should not be used on any of the Bradstone product range. Bradstone does not recommend the use of jet/ power washers as this may affect the surface of the product over time.

All products can develop algae and organic growths under certain environmental conditions and may require cleaning. Areas adjacent to borders, plant pots and trees may discolour from transfer of plant life; specialist maintenance advice may need to be sought.

For advice on cleaning and general maintenance of your patio please refer to our website.

Aggregate Industries cannot accept responsibility for any of the above conditions. Should you require further advice in this area call our customer care team on **01335 372289**.

Health and safety

Due to the nature of our products we always recommend suitable lifting equipment be used for larger products such as 1200 x 600mm and 900 x 900mm pavers. We recommend the use of lifting equipment such as a vacuum lift.

- Always wear gloves and safety footwear when handling the product.
- Always wear safety goggles, safety footwear, gloves, ear protection and appropriate respiratory protection when using cutting equipment.
- Ensure the products are on level ground and retained in some way before removing any packaging.
- Always handle with care as breakage and chipping may result from mishandling.

Order Choice

The Bradstone Order Choice service means that you can order certain products from any Bradstone stockist, even if they do not actually stock that particular product. Simply ask your stockist.

Please note: We do not split patio feature kits.

Bradstone Assured terms and conditions

Bradstone Assured installers are subject to regular quality checks and assessments and are required to abide by the Bradstone Assured terms and conditions of membership at all times. Bradstone offers a 10 year guarantee on all Bradstone products by Bradstone Assured installers with the exception of peak and a 5 year guarantee on the installation of Bradstone products by a Bradstone Assured installer for a reasonable domestic use. We also offer a 1 year guarantee on pointing materials used by a Bradstone Assured installer.

All guarantees are subject to a completed card being returned to the Bradstone offices and a certificate having been issued. Terms and conditions apply please see our website for more details.

Each Bradstone Assured installer is directly responsible for the management of the relationship with their customers and any enquiries. Please note that the resulting legal contract is between you and the Bradstone Assured installer and is subject to the terms and conditions of that member. They will advise you of these conditions themselves.

You should carefully review their terms and conditions applying to the purchase of your products and/or services. Claims or suggestions should be addressed directly to the Bradstone Assured installer providing the relevant products or services.

KEY PRODUCT INFORMATION

Block paving colour swatches

Colour variations can occur within packs, therefore:

Ensure your sample and blocks are from the same factory. Block paving should be ordered from the same batch number to avoid colour variation. Do not mix blocks from different factories. Bradstone cannot accept responsibility once blocks are laid from different batches. Best results are achieved through mixing from 3 to 5 different packs and from vertical columns rather than horizontal rows.

We recommend a neoprene faced or rubber sole plate on vibrating plate compactors to reduce scuffing (specifically on our Stonemaster and Woburn Original ranges). Light colours are susceptible to staining and care should be given when selecting blocks for driveways.

Natural stone colour and maintenance

All natural stone products (Sandstone, Limestone, Slate and Granite) will have colour and texture variation to a greater or lesser extent within single pieces and from piece to piece.

We recommend a reasonable amount of product is viewed at your local stockist before ordering. Natural stone products may contain minor imperfections. These will depend on the characteristics of the product i.e. fossils, ferns, veining and quartz. Natural stone may develop added marking, deposits or patches as mineral content oxidises.

Product should be mixed from a number of packs prior to installation. Natural stone should always be laid on a full wet mortar bed.

A slurry primer (such as Bradbond) should be applied to the underside of all Smooth Natural Sandstone, Natural Slate, Riverwashed Limestone and Granite paving prior to laying to improve adhesion.

Sandstone

Sandstone needs to be handled very carefully when installing to minimise staining and we would advise that Smooth Natural Sandstone be sealed prior to laying using a breathable sealer. However, if this is not possible, it should be covered up as it is installed and sealed as soon as it is laid.

The Silver Grey colour in all our Natural stone products will vary with differing geological conditions. Such variations can lead to small particles of ironstone within the product creating a darkening of the surface with natural weathering. Being pale in colouration, this natural weathering is more obvious with Silver Grey compared to other natural products in the Bradstone range.

Slate

Slate has many natural characteristics, therefore, care should be taken when laying to aid/enhance the overall finished aesthetic appearance. In most cases this paving has more than one usable face, we strongly recommend the following checks be made:

- Select the best finished top surface to work with ensuring it is free from calcite mineral deposits (circular white marks).
- Dry lay the paving prior to final installation/fixing to ensure the desired shade variation is achieved throughout the patio area.
- A slurry primer (such as Bradbond) should be applied to the underside of Slate paving prior to laying to improve adhesion.
- Do not use acidic based products during or after installation.
- Natural Slate is not suitable for steps and copings.

Natural Granite

A slurry primer (such as Bradbond) should be applied to the underside of Granite paving prior to laying to improve adhesion.

Do not use a resin based jointing compound with Granite.

Limestone

Indian Blue/Black Limestone is UV sensitive and over time will lighten in colour.

We do recommend sealing limestone prior to laying, or as soon after laying when practically possible.

Combined colour enhancers and sealers are available that will help keep the look for longer.

Never use acidic based products during or after installation.

Porcelain paving

Manufactured from the finest raw materials, under strict controls allows us to obtain the exceptional technical characteristics which sets porcelain paving apart.

Anti-slip surface resistance

- Mode Textured and Madera Antigua = Class 3 / R12/ Group C
- Mode Profiled and Aspero = Class 2 / R11 / Group B
- All other porcelain paving = Class 3 / R11 / Group C

We recommend Bradpoint jointing compound for pointing. Do not use white cement nor materials containing black pigments. Finishes are intentionally manufactured with slightly uneven colour tones and surface decoration, these subtle variations set these products apart.

The use of a slurry primer to the reverse of each paver is both essential and more importantly critical to the overall performance of Bradstone porcelain paving. We recommend the use of Bradstone Bradbond for this. Applied to the underside using a stiff brush, it provides an exceptional bond between paver and the full wet bed underneath. Mixed to manufacturer's instructions and applied with care it forms an immediate bond which prevents the pavers from lifting or potentially moving in the future when correctly laid.

Bradstone porcelain paving can be cut on site and mostly to any size. We recommend the use of a portable saw (table saw, petrol driven disc cutter, rechargeable angle grinder) fitted with a good quality diamond porcelain blade. The blade should be water fed for dust suppression and to keep the blade cool. Scoring the product first and sawing from the face downwards will help to alleviate the potential risk of edge/surface chipping. There is a porcelain laying guide on our BradstoneUK YouTube channel.

Bradstone porcelain paving can be cleaned by applying a suitable cleaner. We strongly recommend the finished laid area be thoroughly cleaned/washed down which helps remove general building dirt, grout residue and any grease deposits that may be present. It is also recommended that periodic cleaning with a porcelain cleaner will help to keep the paving looking its best.

Dependent on the type of stain/surface residue present (i.e. suction marks, grease, grout, general building site dirt,) there is a wide range of off the shelf specialist cleaners available. Always check the manufacturer's instructions first before applying to any test area.

Concrete colour and maintenance

Colours may vary subtly, especially in blended shades. Colours will appear different during varying weather conditions such as sunlight and rain. Please check colour samples in dry conditions and in full daylight. Where possible, products should be selected from the same product batch.

Differential Weathering

Differential weathering can cause patchy dark discolourations on the surface of individual units. Again this will generally diminish over time and will not affect long term performance. This is due to differential weathering where the surface of the paving has cured at different rates. All decorative products will weather and change appearance over time.

Efflorescence

Efflorescence can appear on all paving products as white patches or a lightening of the surface colour, but seems to disappear when wet. It is formed by a normal chemical reaction which causes calcium hydroxide (lime) to migrate through the damp paving surface and then react with carbon dioxide in the atmosphere resulting in a deposit of calcium carbonate crystals. Efflorescence is very unpredictable in its occurrence and can happen at any time of the year but is more prevalent in winter.

Although there are cleaners available, efflorescence is a natural phenomenon and will generally disappear with the natural weathering process and the passage of time. Aggregate Industries cannot accept responsibility for the effect of efflorescence which can be a characteristic of all good quality products with a high cement content. For more information visit bradstone.com

Bradstone information

Bradstone reserves the right to alter specifications without prior notice. All products and services shown in this brochure are supplied subject to Aggregate Industries UK Ltd terms and conditions of sale.

No charge is levied for this brochure or the advice therein, and accordingly the company, its employees and authorised agents can accept no liability whatsoever, either directly or indirectly arising from the use of its products in connection with any information or advice contained in this guide.

Bradstone is part of Aggregate Industries UK Ltd. Aggregate Industries is the first company in the world to achieve a BES 6001:2008 Responsible Sourcing Certificate from BRE Global. Products are assessed on:

- Quality management
- Environmental management
- Health and safety management
- Greenhouse gas emissions
- Minimising raw material usage
- Labour practice
- Biodiversity
- Community engagement.

All Bradstone's manufacturing facilities are covered by BS EN ISO 9001 certification for product quality and service. Bradstone block paving products are also manufactured to, and in accordance with, BS EN 1338.

Each of the Bradstone manufacturing locations is certified to ISO 14001 for environmental management systems and 18001 for occupational health and safety. All dimensions quoted in this brochure are nominal and are for guidance only. Actual sizes may vary. Our products also conform to European harmonised standards for CE marking.

Index

Product A-Z

| | | | | | |
|-----------------------------------|-----|---------------------------------------|-----|-------------------------------------|-----|
| Aged Riven..... | 70 | Mode® Profiled coping..... | 131 | Pyramid pier cap..... | 137 |
| Arenaria®..... | 44 | Mode® Profiled edging..... | 141 | Random stepping stone..... | 147 |
| Ashbourne™..... | 75 | Mode® Profiled steps..... | 129 | Riverwashed Limestone..... | 92 |
| Aspero..... | 19 | Mode® Textured..... | 30 | Romeli®..... | 15 |
| Blended Natural Sandstone..... | 100 | Monksbridge..... | 118 | Round stepping stone..... | 147 |
| Block paving fixing products..... | 149 | Moordale® Textured..... | 64 | Round top edging..... | 145 |
| BradDrive® Cobblestone..... | 105 | Natural Granite..... | 87 | Rustic Rope top edging..... | 140 |
| Bradstone Pedestals..... | 151 | Natural Granite setts..... | 139 | Saddleback coping..... | 137 |
| Brooklyn®..... | 47 | Natural Limestone..... | 95 | Scalloped edging..... | 145 |
| Carpet Stones..... | 57 | Natural Limestone stepping stone..... | 147 | Screenwall walling..... | 137 |
| Countrystone® walling..... | 136 | Natural Sandstone..... | 98 | Smooth Natural Sandstone..... | 85 |
| Driveway..... | 123 | Natural Sandstone edging..... | 142 | Smooth Natural Sandstone steps..... | 130 |
| Driveway Infilta..... | 124 | Natural Sandstone setts..... | 138 | StoneMaster®..... | 59 |
| Easy Stack™ walling..... | 133 | Natural Sandstone stepping stone..... | 147 | StoneMaster® block paving..... | 108 |
| Eco Countryside edging..... | 143 | Natural Sandstone walling..... | 134 | Stonewood® sleeper edging..... | 143 |
| Edale..... | 78 | Natural Slate..... | 88 | Stonewood® stepping stone..... | 147 |
| Flag paving fixing products..... | 148 | Natural Stone walling slips..... | 132 | Tephra®..... | 49 |
| Honeymede Limestone..... | 90 | Old Riven..... | 69 | Textured..... | 76 |
| Kerbs..... | 125 | Old Riven edging..... | 144 | Textured coping..... | 136 |
| Lumley Cobble®..... | 121 | Old Riven walling..... | 135 | Textured edging..... | 144 |
| Madera® Antigua..... | 41 | Old Town®..... | 55 | Tile on edge..... | 141 |
| Madera® Grande..... | 42 | Old Town® edging..... | 142 | Tordillo®..... | 34 |
| Madoc walling..... | 135 | Old Town® walling..... | 134 | Universal steps..... | 128 |
| Mahina®..... | 63 | Panache Ground..... | 61 | Vetusto®..... | 39 |
| Manzano®..... | 20 | Pauta®..... | 33 | Woburn Original..... | 116 |
| Manzano® Mosaics..... | 23 | Peak..... | 81 | Woburn Rumbled..... | 113 |
| Mode® Profiled..... | 28 | Pitched walling..... | 137 | Woburn Rumbled Infilta..... | 115 |

My Bradstone Assured installer details

.....

.....

.....

.....

.....

.....

.....

.....

.....

.....

My favourite products

.....

.....

.....

.....

.....

.....

.....

.....

.....

.....

1 SQUARE
= 1 METRE

BRADSTONE

Hulland Ward, Ashbourne

Derbyshire DE6 3ET

Bradstone consumer helpline: 01335 372289

General enquiries: 01335 372222

Email: bradstone.garden@aggregate.com

bradstone.com



YouTube
BradstoneUK



Instagram
bradstoneuk



Pinterest
bradstoneuk



Facebook
bradstoneUK



Twitter
@BradstoneUK



© Aggregate Industries UK Ltd 2020.

Registered address: Bardon Hall, Copt Oak Road, Markfield, Leicestershire, LE67 9PJ. No: 00245717 | BRADBROA20

