



Product portfolio 2019

Chillers and air side equipment



Daikin Chillers



Whatever your needs in climate control or process chilling, there is a system that has proved its value in many situations – from factories and warehouses to hotels and department stores, and even district cooling for residential applications.

Daikin's ranges of air-cooled and water-cooled chillers are designed to suit every application – large or small – offering the ultimate in flexibility and control. The unique combination of advanced technology, experience and reliability make Daikin chillers the ideal choice.

Daikin chillers have nominal cooling capacities of 5kW to 2,148kW (air-cooled) or 13kW to 2,173kW (water-cooled).

Worldwide experience

A global leader in HVAC solutions, Daikin has the world's most advanced facilities for air conditioning research and development, meaning that we can manufacture all main chiller components (compressors, fans, condenser coils, software) in-house.

Highest efficiency

Using the latest technology, Daikin achieves industry-leading efficiency and energy-saving operation for outstanding cost saving performance.

- › Lowest total cost of ownership
- › Fast payback time
- › Environment-friendly solutions

Quality, reliability

- › Zero defect policy ensures quality of components and finished products
- › All chillers factory run and subjected to quality audit before shipment
- › Eurovent and AHRI certification

High Efficiency Inverter Chiller Ranges



Why break from tradition?

- › Seasonal efficiency
- › Low noise levels
- › Low starting currents
- › Available with HFC R-134a or Low GWP HFO R1234ze(E)



Benefits for the installer

- > Factory leak-tested and pre-charged
- > High serviceability
- > User-friendly smart controls which can be integrated easily with building management systems

Benefits for the consultant

- > Multiple options available, e.g. rapid restart, variable speed water pumps, smart energy meter, EC fans
- > Ideal for both new and retrofit projects: same footprint as of non-inverter unit with higher efficiencies and performance

Benefits for the end user

- > Rapid payback of three years for comfort cooling applications
- > 50% reduction of energy consumption
- > Designed for sound-sensitive environments

High efficiencies both at full load and part load

- › Daikin compressor with in-built inverter and Variable Volume Ratio (VVR) for optimised efficiency
- › In-house developed software with dynamic condensing pressure management and innovative economiser control logic

Rapid return on investment

- › Payback of three years, compared to a non-inverter unit for comfort cooling applications
- › Less than one year for process cooling applications





























Perfect comfort level

- › Infinitely variable load regulation
- › Precise leaving water temperature control thanks to stepless regulation

Compact design

- › More compact heat exchanger with superior efficiencies
- › Reduced electrical panel dimensions thanks to the inverter compressor mounted

Air Cooled Chillers and Condensing Units

	Refrigerant type *	Refrigerant circuits	Inverter 	Free cooling ** 	Compressor			Heat exchanger		Efficiency version				Sound version			
					Swing 	Scroll 	Screw 	Water heat exchanger *** 	Outdoor heat exchanger **** 	Standard	High	Premium	High ambient	Standard	Low	Reduced	
Cooling only																	
		R-410A	1	●		●			●	●	●				●		
		R-410A	1	●			●		●	●	●				●		
		R-410A	1-2	●					●	●	●				●		
POA		R-410A	1				●		●	●	●	●			●		●
		R32	1-2		● OPT		●		●	●	●	●			●	●	●
		R-134a	2					●	●	●	●	●			●	●	●
		R-134a	2-3	●					●	●	●	●			●	●	●
		R-134a	2		● STD				●	●	●	●			●	●	●
		R-134a	1-2	●					●	●	●	●	●		●	●	●
		R-1234ze	1-2	●					●	●	●	●	●		●	●	●
Heat pump																	
		R-410A	1	●		●			●	●	●				●		
		R-410A	1	●			●		●	●	●				●		
		R-410A	1-2	●					●	●	●				●		
		R-410A	1	●					●	●	●				●		
		R-410A	1	●					●	●	●				●		
POA		R-410A	1				●		●	●	●	●			●		●
		R-410A	1-2						●	●	●	●			●	●	●
		R32	1-2						●	●	●	●			●	●	●
		R-134a	2-3	●					●	●	●	●			●	●	
Multifunctional 4-Pipe Cooling and Heating																	
POA		R-134a	2	●					●	●	●	●			●	●	●
Condensing unit																	
		R-134a	1					●	●	●	●				●	●	

* (GWP) : R-410A (2087.5), R-134a (1430), R32 (675), R1234ze (7)
 ** STD: Included as standard, OPT: Available option
 *** BPHE: Brazen plate heat exchanger, S&T: Single pass shell and tube exchanger
 **** MC: Microchannel exchanger, Cu/Al: Copper tube Aluminium fin exchanger
 ***** Mandatory commissioning by Daikin Airconditioning UK

Mini chillers

Ideal for residential or light commercial applications, Daikin mini chillers are equipped with an inverter swing or scroll compressor allowing a smooth, more reliable and energy-efficient operation with low noise levels and class-leading ESEERs.

Air cooled scroll chillers

Daikin scroll chillers are designed for small and medium cooling and heating capacities. Our wide range of models match every building's air conditioning and process cooling needs.

Air cooled screw chillers


Manufactured for large capacities, Daikin screw chillers deliver unparalleled reliability and efficiency, both for comfort and process cooling. Equipped with an inverter, they provide high efficiency at part load.

Ecodesign

Air cooled applied products indicated are Ecodesign Lot 1 compliant (heat pumps below 400kW valid from 25 September 2017) and Lot 21 compliant (chillers below 2MW valid from 31 December 2017).



Cooling capacity (kW)
Heating capacity (kW)





EWAD-TZC Chiller Series NEW

Top class efficiency


EER up to 3.6
ESEER up to 5.5

Best choice for every application

Rapid payback: one year for process cooling and three years for comfort cooling applications

New generation of Daikin inverter screw compressors

- › Integrated inverter, refrigerant cooled
- › Variable Volume Ratio technology (VVR)



Microchannel condenser coils

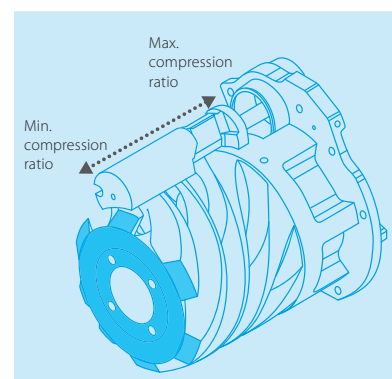
- › High thermal efficiency
- › Small volume, resulting in less refrigerant charge
- › Light & durable design
- › Easy cleaned

Variable Volume Ratio (VVR)

The operating conditions of a chiller are subjected to sensible changes due to the variation of ambient temperature and load request from the plant.

Screw compressors increase the pressure of the refrigerant by forcing it into a progressively smaller volume, from the suction to the discharge port. Once the geometry of the compressor is defined, the volume ratio is also defined.

Daikin compressors can modify their own geometry thanks to variable volume ratio (VVR). The volume ratio will change by moving the sliding valves. VVR changes the point at which the gas leaves the compressor, and therefore changes the pressures at discharge, so they are optimal under any condition.



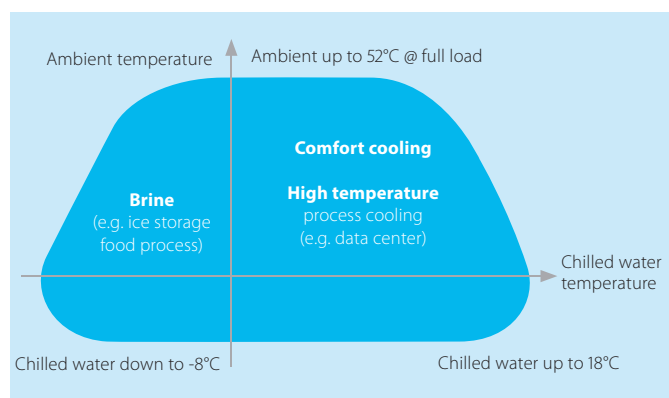
Silent operation – for distraction-free work

Nothing disrupts the workplace more than the sound of machinery. So our engineers have brought the sound power levels right down to just 90 dB(A)* at full load operating conditions - and even lower at part load conditions. Thanks to the special acoustic executions on the compressor and a custom Daikin fan design with reduced noise impact and vibration, the EWAD-TZB is ideal for even the most sound-sensitive environment.

*400 kW size

Providing a lifetime of comfort in the most flexible way

Application flexibility



Compact design

The EWAD-TC keeps installation space to a minimum, so it's ideal for both new and retrofit projects. In particular, the highly efficient compressor with its integrated inverter allows us to mount more compact heat exchangers in the frame and, combined with the integrated compact control panel, deliver more power from a reduced footprint.

Simple to install. Even simpler to maintain

Our chillers are completely factory assembled with all required options and pre-commissioned, with the unit's software fine tuned and set points established to suit the application. They also integrate easily with existing building management systems. So on site, all that is required is to connect power supply, pipes, communication cables and switch the unit on.

Proven reliability

All our chillers and compressors are subjected to intensive performance, acoustic, endurance and vibration tests in Daikin factories and at selected job-sites - even at extreme working conditions. This ensures maximum reliability in every component - and the right technical solution for your application.

Extensive options list

- › **HFO (R1234ze)** - full range available with low GWP HFO: EWAH-TZC
- › **Rapid restart** - when a loss of cooling would be catastrophic, the chiller can restart within 30 seconds of the power being restored and reach full-load cooling capacity in less than 6 minutes
- › **VFD pumps** - variable frequency pumps can be used to optimise the working efficiency of the chiller and maximise energy savings, also in primary variable flow systems
- › **Refrigerant leak detection** - rapid advanced warning of trouble, so you can avoid any environmentally harmful and potentially costly leaks in the refrigerant system
- › **Heat recovery** - a plate to plate heat exchanger for each refrigerant circuit is installed in series to the condenser coil, so between 15-85% of the total heat rejection of the chiller can be recovered
- › **Partial heat recovery** - a plate to plate heat exchanger for each refrigerant circuit is installed in series to the air condenser coil. The plant manager controls the operation of the pump on the recovery circuit, so between 15-20% of the total heat rejection of the chiller can be recovered
- › **Smart sequencing capability** - master/slave sequencing function: up to four units connected together for system optimisation and without the need of external control systems.



A New Generation of Chillers

First air cooled chiller with environmental friendly R-32 refrigerant

EWAT-B- Chiller Series NEW

Top class efficiency

- > Top class efficiency with ESEER up to 4.33 (with VFD fans)
- > Available in Silver and Gold efficiency versions

Wide capacity range

- > Wide capacity range: 80 – 700kW
- > Single and dual circuit version overlapping between 150kW and 350kW

Environmentally friendly

- > The Global Warming Potential (GWP) of R-32 refrigerant is 675, which is one third of R-410A refrigerant
- > As a single component refrigerant, R-32 is easier to recycle and reuse
- > Microchannel condensing coil allows for reduced refrigerant charge

Sound flexibility

- > Available in Standard, Low and Reduced sound configurations

Extensive options list

- > Extensive option lists including glycol free, refrigerant migration free cooling (full version Daikin patented), hydronic kits (inverter pumps), heat recovery, refrigeration leak detection.
- > Master/slave integrated as standard, allowing to manage up to four units on the same system without the need of external control devices.
- > Compatible with Daikin on Site cloud based monitoring



NEW
FOR 2019

EWYT-B R32 Heat pump chiller
available to order from Autumn 2019

R-32





Single-V layout

- > Slim layout
- > Higher flexibility: new intermediate sound configuration for both Silver and Gold versions



Multi-V layout

- > Brand new layout
- > Better part load efficiency vs previous generation:
 - +4% with standard arrangement
 - +7% with VFD fan option



BLUEEVOLUTION +

FREE
cooling

+

Optimised
heating

The new Daikin R-32 Multi-V chiller series can be offered with innovative free-cooling options to further improve energy efficiency and reduce running costs.

Free-cooling – Light (glycol free)

Refrigerant migration system allowing recovery of up to 25% of nominal unit capacity.

Free-cooling – Full (glycol free)
















Refrigerant migration system allowing recovery up to 75% of nominal unit capacity.

Benefits

- > Glycol free solution
- > No refrigerant pump required
- > No extra footprint vs standard unit, except on full free-cooling 4 fan models
- > No extra pressure drops on water side

High efficiency and versatility

Daikin reimagines and delivers revolutionary air conditioning to the world. As the industry leader, we will continue creating new value by anticipating the future needs of customers for all environments. Daikin chillers and air side equipment provide the ultimate in reliability and flexibility. Our chillers, fan coil units and air handlers deliver superior efficiency across a wide range of applications.

	Refrigerant Type *	Refrigerant circuits	Inverter	Compressor			Water heat exchangers				Efficiency version			Sound version
				Scroll	Screw	Centrifugal	Evaporator		Condenser		Standard	High	Premium	Standard
							BPHE **	S&T ***	BPHE **	S&T ***				
Water cooled chillers (Cooling only & Heating only)														
		R-410A	1-2-4-6		●			●		●				●
POA		R-410A	1		●			●		●				●
		R-410A	1		●			●		●				●
		R-410A	2		●			●		●				●
		R-134a	1			●				●				●
		R-134a	1-2			●			●	1 pass	●	●		●
		R-134a	1-2	●		●				●	Flooded 1, 2, 3 pass	●	●	●
		R-1234ze	1-2	●		●				●	Flooded 1, 2, 3 pass	●	●	●
	Condenserless chillers													
		R-410A	1-2		●			●		●				●
POA		R-410A	1		●			●		●				●
		R-410A	2		●			●		●				●
		R-134a	1-2			●		●		●				●
		R-134a	1-2			●				●	1 pass			●
		R-134a	1-2-3			●				●	1 pass			●
	Water cooled centrifugal chillers													
POA		R-134a	1	●		●			●	Flooded 1, 2, 3 pass		●		●

* (GWP) : R-410A (2087.5), R-134a (1430), R32 (675), R1234ze (7)

** BPHE: Brazed plate heat exchanger

*** S&T: Shell and tube exchanger

**** Mandatory commissioning by Daikin Airconditioning UK,



Water cooled scroll chillers

These units are among the most efficient, quiet and reliable chillers available today and can be easily integrated with the HVAC system of your choice. Their compact, modular design makes them ideal for replacement projects.

Water cooled screw chillers

The Daikin water cooled screw chillers provide the ideal solution for sound sensitive environments. Applications range from comfort cooling to ice making. Operated as a heat pump, the higher leaving water temperatures of up to 65°C provides an ideal solution for low pressure hot water (LPHW) or district heating schemes.

Water cooled, oil free centrifugal chillers


With a small footprint, quiet compressor and ability to integrate easily within the existing HVAC systems, this chiller is the ideal solution for large cooling requirements (e.g. district cooling) and offers a return on investment throughout its lifecycle.

Ecodesign

Water cooled applied products indicated are Ecodesign Lot 1 compliant (heat pumps below 400kW valid from 25 September 2017) and Lot 21 compliant (chillers below 2MW valid from 31 December 2017).



Cooling capacity (kW)
Heating capacity (kW)





EWWD-VZ chiller series

Top class efficiency

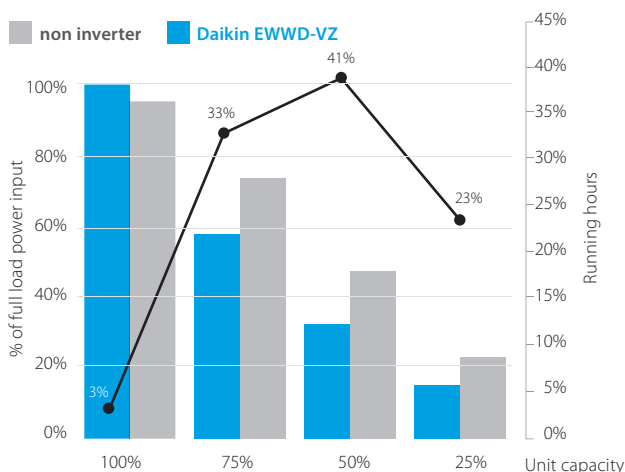
EER up to 5.8
ESEER up to 8.5

Best choice for every application

Daikin inverter single screw compressors offer significant power reduction at part load operation, over a non inverter screw. At the 50% partload capacity step, there is a 32% reduction in power input, which is 147% increase on EER.


Why choose an inverter chiller?

- > -25% energy consumption
- > -25% CO₂ emissions
- > -25% running costs
- > Return on investment < 2 years vs non-inverter chiller



Compact construction

> Small footprint, ideal for installation through existing doorways

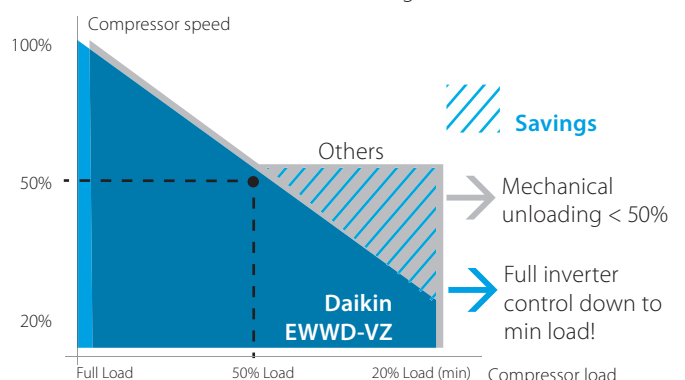


40% footprint reduction in comparison with traditional water cooled series thanks to:

- 1. New single pass condenser technology**
 - > Counterflow design delivers high heat exchange performance
 - > Low water pressure drops < 30 kPa
- 2. New integrated oil separator technology**
 - > Low oil carry over
 - > Low refrigerant pressure drops

Why are we better than others?

- > Full inverter capacity control down to 20%
- > No inefficient mechanical unloading slides



The highest peak in chiller technology

Optimised design

- › Flooded type technology maximising unit performance
- › Latest technology enhanced surface tubes


Evaporator tubes:

- › Outside: cavities for optimised nucleate boiling
- › Inside: helical structure



Condenser tubes:

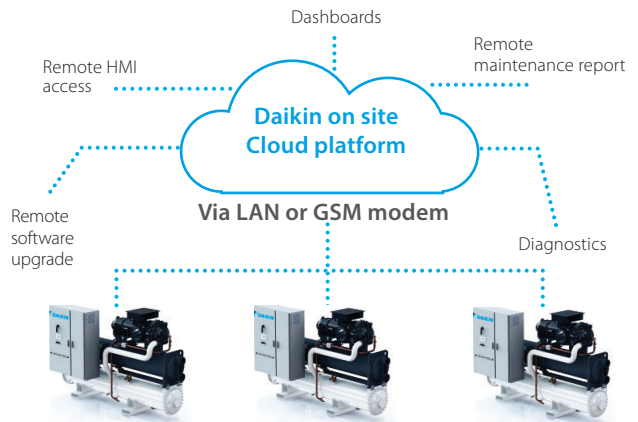
- › Outside: optimised for condensation
- › Inside: helical structure



Connectivity

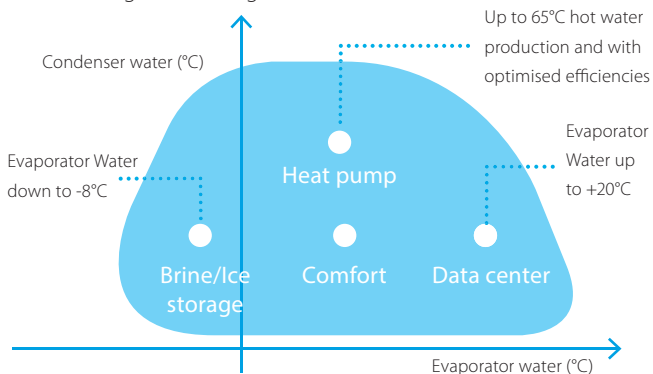
Remote access with one click

- › Remote monitoring
- › System optimisation
- › Preventive maintenance



Application flexibility

Widest operating envelope suitable for a variety of applications, both heating and cooling.



Future readiness

R-134A refrigerant, still the best choice today:

- › Still most efficient refrigerant
- › Available in high quantities and at competitive prices
- › No phase out planned in F-GAS regulation
- › Classified as non flammable

R1234ze refrigerant, low GWP range EWWD-VZ

- › GWP <10 for BREEAM
- › Same efficiency as R132a

All VZ units are 'new refrigerant ready'!

Possibility to retrofit R134a units in the future with lower GWP refrigerant R513a (HFO blend).



Daikin Air Handling Units



Daikin air handling units, with their plug-and-play design and inherent flexibility, can be configured and combined specifically to meet ventilation or air conditioning requirements.

Unique Plug-and-Play ventilation solution

Benefits for the installer

- › Single source of supply for complete ventilation solution
- › Completely wired with temperature and pressure sensors
- › No need for 3rd party design of coils and condenser selection
- › Factory pre-configured to meet design requirements

Benefits for the consultant

- › ErP compliant and Eurovent certified
- › Pre-defined configuration with factory fitted option flexibility
- › Use of highest efficiency components to meet current and future regulations - ErP2018 compliant
- › Manufacturer defined control algorithm and interface with cooling units

Benefits for the end user

- › Reduced energy costs due to high heat recovery potential and efficient IE4 EC fan motors
- › Visibility of unit operation via central I-touch Manager or BMS front end
- › Complete Daikin solution

Daikin fresh air package

The Daikin fresh air package provides a complete solution, including all unit controls (expansion valve, control box and AHU controller) and sensors, factory mounted and configured. This unique solution allows for plug and play connection of our AHU series to Daikin ERQ and VRV condensers or chillers.

High efficiency

Daikin heat pumps are renowned for their high energy efficiency. Integrating the AHU with a heat recovery system is even more effective, since an office system can frequently be in cooling mode, while the outdoor air is too cold to be brought inside in an unconditioned state. In this case, heat from the offices is simply transferred to heat up the cold incoming fresh air.

High comfort levels

Daikin ERQ and VRV units respond rapidly to fluctuations in supply air temperature, resulting in a steady indoor temperature and high comfort levels for the end user. The ultimate is the VRV range which improves comfort even more by offering continuous heating, also during defrost.

Daikin fresh air package



Air Handling Units



ALB- Modular-L AHU with high efficiency heat recovery

Energy efficiency and indoor air quality

- > Available in Pro and Smart versions
- > Predefined sizes
- > IE4 premium efficiency motor
- > High efficiency aluminium plate heat exchanger (heat recovery)
- > Advanced control option on Pro version utilising Siemens MicroTech control platform
- > Simplified control option on Smart version utilising P1/P2 platform
- > Easy installation
- > Very low height
- > Wide operating limits
- > Free cooling capability
- > Economy and Night mode operation
- > Monitoring and control through Daikin ITM

EC fan

- > Air flow or pressure control
(Variable Air Volume – Constant Air Volume)
- > Nominal air flow programmed at factory

Simple, quick installation

The Modular series' Plug & Play design is more than just a convenient feature for installers. It offers cost-saving benefits as there is no need for expensive adjustments before the unit is commissioned. Plug & Play makes everyone's life simpler, safer and more economical.

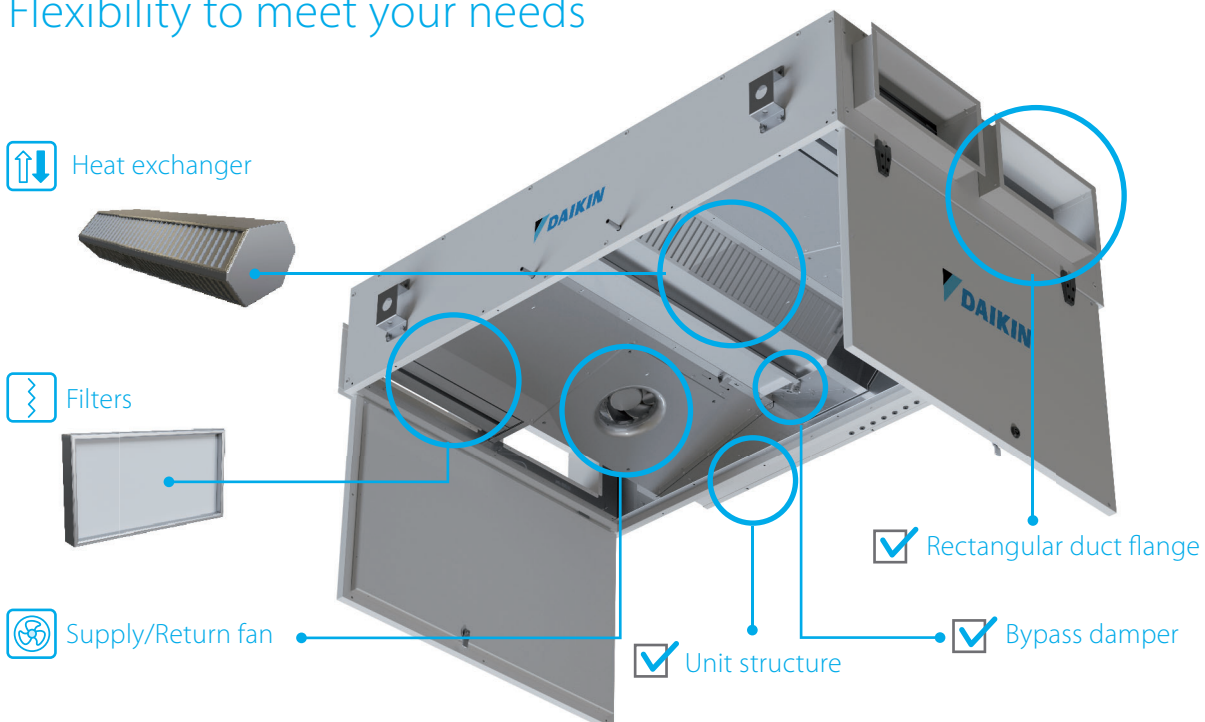
		D-AHU Modular L - Base Unit					
Unit Nominal Performance	Size	ALB02*B(S)	ALB03*B(S)	ALB04*B(S)	ALB05*B(S)	ALB06*B(S)	ALB07*B(S)
	Supply/Extract Airflow [m³/s]	0.08	0.17	0.33	0.42	0.64	0.75
	Thermal Efficiency [%]	93	93	93	92	94	93
	Maximum ESP [Pa]	160	100	175	150	150	140
	Nominal Fan Current - Supply and Extract [A]	0.52	1.17	1.91	2.48	4.39	5.39
	Nominal Power Input [kW]	0.12	0.27	0.44	0.57	1.01	1.24
	SFPv [kW/m³/s]	1.50	1.50	1.50	1.50	1.50	1.50
	Electrical Supply [V-Ph-Hz]	230-1-50	230-1-50	230-1-50	230-1-50	230-1-50	230-1-50
	Length [mm]	1660	1800	2000	2000	2000	2000
	Width [mm]	920	1100	1600	1600	2000	2000
	Height [mm]	280	350	415	415	500	500
Weight [kg]	125	180	270	280	355	360	
Duct Connection Size (mm)	Width	250	400	500	500	700	700
	Height	150	200	300	300	400	400
Sound Power Level - Lw dB(A) ⁽¹⁾	53	61	62	58	63	60	
Sound Pressure Level - Lp dB(A) ⁽²⁾	34	39	41	37	46	41	

*Indicates handing of unit, R=Right Hand, L = Left Hand. (S) Indicates Modular Light Smart. ⁽¹⁾ Sound Power Level. ⁽²⁾ Sound Pressure Level according to EN3744, Surrounding, Directivity (Q=2) at a distance of 1.5m. Includes, F7 Filter on supply air and M5 filter on return air, Mineral wool insulation, Aluzinc internal skin and Aluzinc Pre-Painted external skin. Modular L Smart units require BRC1E53C wired remote controller or Madoka BRC1H519(W,S,K).

Notes:

Ancillary modules include Silencers, Electric Frost Coils & various Heating/Cooling Coil Modules will be delivered loose for installation at site. The SFP figure shown in the above table is based at the nominal airflow and nominal ESP shown.

Flexibility to meet your needs



Air Handling Units

ADT-F/B Modular-R AHU with high efficiency heat recovery



Energy efficiency and indoor air quality

- > Predefined sizes
- > IE4 premium efficiency motor
- > High efficiency heat wheel (heat recovery)
- > Compact design
- > Advanced control features
- > Easy installation
- > Indoor air quality compliant with VDI 6022 hygiene guideline
- > Operating limits from -25 °C, -40 °C with electric heaters, up to +46 °C ambient temperature
- > VRV IV and ERQ coupling capability
- > Indoor and outdoor versions
- > Free cooling capability
- > Economy and Night mode operation
- > Monitoring and control through Daikin ITM

EC fan

- > Air flow or pressure control (Variable Air Volume – Constant Air Volume)
- > Nominal air flow programmed at factory
- > Reduced noise with option NRLS

Simple, quick installation

The Modular series 'Plug & Play' design is more than just a convenient feature for installers. It offers cost-saving benefits as there is no need for expensive adjustments before the unit is commissioned. Plug & Play makes everyone's life simpler, safer and more economical.

D-AHU Modular R - Base Unit c/w Thermal Wheel & DX Module											
Unit Nominal Performance	Size	ADT01FCD1	ADT02FCD1	ADT03FCD1	ADT04FCD1	ADT05FCD1	ADT06FCD1	ADT07FCD1	ADT08FCD1	ADT09FCD1	ADT10FCD1
	Supply/Extract Airflow [m³/s]	0.42	0.52	0.97	1.43	1.86	2.05	2.80	3.63	4.07	5.83
	Temp Efficiency Winter [%]	80.50	81.90	80.30	80.90	80.60	81.00	80.40	79.60	80.70	80.00
	Temp Efficiency Summer [%]	79.90	81.20	79.70	80.30	80.00	80.40	79.70	79.00	80.10	79.40
	ESP nominal [Pa]	250	250	250	250	250	250	250	250	250	250
	Nominal Fan Current - Supply/Extract [A]	3.3/3.3	3.1/3.1	1.9/1.9	4.1/4.1	3.8/3.8	4.0/4.0	9.0/9.0	7.7/7.7	4.0/4.0	9.0/9.0
	Power Input Supply, Nominal [kW]	0.46	0.58	1.06	1.59	1.99	2.26	3.06	3.88	2 x 2.25	2 x 3.18
	Power Input Extract, Nominal [kW]	0.45	0.56	1.02	1.54	1.93	2.18	2.94	3.74	2 x 2.18	2 x 3.05
	SFPv [kW/m³/s]	2.00	2.00	1.97	2.00	1.94	1.99	1.97	1.94	1.99	1.97
	Electrical Supply [V-Ph-Hz]	230-1-50	230-1-50	400-3+N-50	400-3+N-50	400-3+N-50	400-3+N-50	400-3+N-50	400-3+N-50	400-3+N-50	400-3+N-50
	Length [mm]	2400	2400	2500	2620	2780	2980	3100	3150	2980	3100
	Depth [mm]	720	820	990	1200	1400	1400	1600	1940	1940	2300
	Height (Including Base Frame) [mm]	1320	1320	1540	1740	1740	1920	1920	2180	2460	2570
	Weight [kg]	385	414	555	667	848	895	1070	1501	1606	1986
	DX Total Cooling Capacity [kW]	3.9	4.6	8.7	13.0	16.9	18.6	25.4	34.1	37.8	52.9
	Outdoor Unit Nominal Cooling Power Input [kW]	-	-	-	3.51	4.53	5.22	7.42	2 x 4.53	2 x 5.22	2 x 7.42
	Sound Power Level - Lw dB(A) ⁽¹⁾	73	76	74	78	79	79	84	81	81	88

D-AHU Modular R - Base Unit c/w Thermal Wheel & CHW Module											
Unit Nominal Performance	Size	ADT01FCW1	ADT02FCW1	ADT03FCW1	ADT04FCW1	ADT05FCW1	ADT06FCW1	ADT07FCW1	ADT08FCW1	ADT09FCW1	ADT10FCW1
	Supply/Extract Airflow [m³/s]	0.42	0.51	0.96	1.42	1.86	2.04	2.81	3.63	4.06	5.83
	Temp Efficiency Winter [%]	80.70	82.00	80.40	81.00	80.60	81.10	80.40	79.60	80.80	80.00
	Temp Efficiency Summer [%]	80.10	81.30	79.80	80.30	80.00	80.40	79.70	79.00	80.10	79.40
	ESP nominal [Pa]	250	250	250	250	250	250	250	250	250	250
	Nominal Fan Current - Supply/Extract [A]	3.3/3.3	3.1/3.1	4.6/4.6	4.1/4.1	3.8/3.8	4.0/4.0	9.0/9.0	7.7/7.7	4.0/4.0	9.0/9.0
	Power Input Supply, Nominal [kW]	0.46	0.58	1.11	1.59	2.02	2.29	3.13	3.95	2 x 2.28	2 x 3.25
	Power Input Extract, Nominal [kW]	0.44	0.55	1.05	1.52	1.93	2.17	2.95	3.74	2 x 2.17	2 x 3.05
	SFPv [kW/m³/s]	2.00	1.99	2.00	2.00	1.94	1.99	1.98	1.94	2.00	1.97
	Electrical Supply [V-Ph-Hz]	230-1-50	230-1-50	400-3+N-50	400-3+N-50	400-3+N-50	400-3+N-50	400-3+N-50	400-3+N-50	400-3+N-50	400-3+N-50
	Length [mm]	2400	2400	2500	2620	2780	2980	3100	3150	2980	3100
	Depth [mm]	720	820	990	1200	1400	1400	1600	1940	1940	2300
	Height (Including Base Frame) [mm]	1320	1320	1540	1740	1740	1920	1920	2180	2460	2570
	Weight [kg]	383	413	555	668	850	900	1074	1499	1601	1988
	Total Cooling Capacity [kW]	3.0	3.6	6.8	10.2	13.3	14.7	19.8	26.5	29.2	41.5
	Outdoor Unit Nominal Cooling Power Input [kW]	-	-	2.56	3.9	5.52	5.8	7.47	9.45	12.7	15.1
	Sound Power Level - Lw dB(A) ⁽¹⁾	74	76	77	78	79	79	85	81	81	88

⁽¹⁾ Sound Power Level - Supply Air Unit Outlet
Includes G4/F7 filtration, Foam Insulation, Aluzinc internal skin and Aluzinc Pre-Painted external skin

Notes:

Default handing of units is right hand where all pipe connections and access will be from the right hand side of the unit when viewed looking in to the fresh air inlet. Units can be supplied Left hand if advised at time of order. Ancillary modules include Dual or Single Silencers, Electric or LPHW Frost Coils, Humidifier & various Heating/Cooling Coil Modules will be delivered loose for 'Bolt-Up' to main module at site by the installer.

Air Handling Units



ADT-E/A Modular-P AHU with high efficiency heat recovery

Energy efficiency and indoor air quality

- > Predefined sizes
- > IE4 premium efficiency motor
- > High efficiency plate heat exchanger (heat recovery)
- > Compact design
- > Advanced control features
- > Easy installation
- > Indoor air quality compliant with VDI 6022 hygiene guideline
- > Operating limits from -25 °C, -40 °C with electric heaters, up to +46 °C ambient temperature
- > VRV IV and ERQ coupling capability
- > Indoor and outdoor versions
- > Free cooling capability
- > Economy and Night mode operation
- > Monitoring and control through Daikin ITM

EC fan

- > Air flow or pressure control (Variable Air Volume – Constant Air Volume)
- > Nominal air flow programmed at factory
- > Reduced noise with option NRLS

Simple, quick installation

The Modular series' Plug & Play design is more than just a convenient feature for installers. It offers cost-saving benefits as there is no need for expensive adjustments before the unit is commissioned. Plug & Play makes everyone's life simpler, safer and more economical.

D-AHU Modular P - Base Unit c/w Plate Heat Exchanger & DX Module										
Size	ADT01ECD1	ADT02ECD1	ADT03ECD1	ADT04ECD1	ADT05ECD1	ADT06ECD1	ADT07ECD1	ADT08ECD1	ADT09ECD1	ADT10ECD1
Supply/Extract Airflow [m³/s]	0.50	0.61	0.98	1.31	1.67	1.89	2.33	3.51	4.02	5.28
Temp Efficiency Winter [%]	91.70	91.90	91.30	91.10	90.80	91.30	91.10	91.10	91.40	91.10
Temp Efficiency Summer [%]	82.70	83.10	82.10	81.80	81.50	82.10	81.80	81.90	82.30	82.90
ESP Nominal [Pa]	250	250	250	250	250	250	250	250	250	250
Nominal Fan Current - Supply/Extract [A]	3.3/3.3	3.1/3.1	1.9/1.9	3.0/3.0	3.8/3.8	4.0/4.0	5.3/5.3	7.7/7.7	4.0/4.0	5.3/5.3
Power Input Supply, Nominal [kW]	0.5	0.65	1.01	1.4	1.75	2.02	2.44	3.71	2 x 2.15	2 x 2.77
Power Input Extract, Nominal [kW]	0.52	0.67	1.06	1.47	1.86	2.1	2.55	3.88	2 x 2.24	2 x 2.92
SFPv [kW/m³/s]	1.88	1.98	1.94	2.00	2.00	2.00	1.98	2.00	2.00	1.99
Electrical Supply [V-Ph-Hz]	230-1-50	230-1-50	400-3+N-50	400-3+N-50	400-3+N-50	400-3+N-50	400-3+N-50	400-3+N-50	400-3+N-50	400-3+N-50
Length [mm]	2730	2900	3310	3360	3500	3910	4040	4540	4760	4890
Depth [mm]	720	820	990	1200	1400	1400	1600	1940	1940	2300
Height (Including Base Frame) [mm]	1320	1320	1540	1740	1740	1920	1920	2180	2460	2570
Weight [kg]	402	421	591	695	882	956	1082	1618	1894	2305
DX Total Cooling Capacity [kW]	5.0	6.2	10.0	13.6	17.4	19.6	24.4	36.8	42.3	55.00
Outdoor Unit Nominal Cooling Power Input [kW]	-	-	-	3.51	4.53	5.22	5.22	2 x 5.22	2 x 5.22	2 x 7.42
Sound Power Level - Lw dB(A) ⁽¹⁾	72	77	74	77	77	77	78	81	81	82

D-AHU Modular P - Base Unit c/w Plate Heat Exchanger & CHW Module										
Size	ADT01ECW1	ADT02ECW1	ADT03ECW1	ADT04ECW1	ADT05ECW1	ADT06ECW1	ADT07ECW1	ADT08ECW1	ADT09ECW1	ADT10ECW1
Supply/Extract Airflow [m³/s]	0.50	0.60	0.98	1.29	1.67	1.89	2.33	3.51	4.26	5.28
Temp Efficiency Winter [%]	91.70	92.00	91.30	91.10	90.80	91.30	91.10	91.10	91.20	91.10
Temp Efficiency Summer [%]	82.70	83.20	82.10	81.90	81.50	82.10	81.80	81.90	82.00	81.80
ESP nominal [Pa]	250	250	250	250	250	250	250	250	250	250
Nominal Fan Current - Supply/Extract [A]	3.3/3.3	3.1/3.1	4.6/4.6	3.0/3.0	3.8/3.8	4.0/4.0	5.3/5.3	7.7/7.7	4.5/4.5	5.3/5.3
Power Input Supply, Nominal [kW]	0.52	0.66	1.12	1.42	1.82	2.1	2.54	3.85	2 x 2.36	2 x 2.90
Power Input Extract, Nominal [kW]	0.52	0.65	1.11	1.44	1.86	2.1	2.55	3.88	2 x 2.36	2 x 2.92
SFPv [kW/m³/s]	1.90	1.95	2.00	2.00	2.00	2.00	1.98	2.00	2.00	2.00
Electrical Supply [V-Ph-Hz]	230-1-50	230-1-50	400-3+N-50	400-3+N-50	400-3+N-50	400-3+N-50	400-3+N-50	400-3+N-50	400-3+N-50	400-3+N-50
Length [mm]	2730	2900	3310	3360	3500	3910	4040	4540	4760	4890
Depth [mm]	720	820	990	1200	1400	1400	1600	1940	1940	2300
Height (Including Base Frame) [mm]	1320	1320	1540	1740	1740	1920	1920	2180	2460	2570
Weight [kg]	401	420	591	696	885	961	1086	1616	1893	2308
Total Cooling Capacity [kW]	3.9	4.8	8.0	10.9	14.0	16.0	19.3	29.2	35.4	43.3
Outdoor Unit Nominal Cooling Power Input [kW]	1.27	1.61	2.57	3.9	5.8	5.8	7.59	13.5	13.5	15.4
Sound Power Level - Lw dB(A) ⁽¹⁾	73	77	77	77	78	77	78	81	81	83

⁽¹⁾ Sound Power Level - Supply Air Unit Outlet
Includes G4/F7 filtration, Foam Insulation, Aluzinc internal skin and Aluzinc Pre-Painted external skin

Notes:

Default handing of units is right hand where all pipe connections and access will be from the right hand side of the unit when viewed looking in to the fresh air inlet. Units can be supplied Left hand if advised at time of order. Ancillary modules include Dual or Single Silencers, Electric or LPHW Frost Coils, Humidifier & various Heating/Cooling Coil Modules will be delivered loose for 'Bolt-Up' to main module at site by the installer.

Daikin Fan Coil Units



High efficiency Brushless DC Fan Coil units for comfort cooling / heating.

Brushless DC Motors for:

- › Higher operational efficiency
- › Creates comfort control
- › Low sound levels

Benefits for the installer

- › Reduced amount of sizes: less stock space needed
- › Easy integration to BMS systems via modbus protocol

Benefits for the consultant

- › Comprehensive range with single source of supply for all configurations
- › Efficient Brushless DC fan motors for comfort and low sound levels

Benefits for the end user

- › High comfort level
- › Up to 70% savings on running costs
- › Controller with timer programmed operating mode

Higher efficiency than AC (Alternative Current) motor

- › Up to 70% energy savings
- › No heat generation
- › No power losses
- › Higher efficiency than AC motors to reach set point
- › Increased life expectancy >10,000 hours





High comfort level

- › Less fluctuation of air temperature and relative humidity
- › More consistent output level
- › Stepless speed change for gradual air output
- › More accurate adjustments to reach set point

Low sound levels

- › Lower minimum rotation speed
- › No start-stop sequence
- › Gradual air output

Fan Coil Units

Type	Model	Product name	Fan motor type	Capacity
Floor standing unit	Floor standing unit - For vertical mounting - Continuous air flow regulation and fan speed modulation - Up to 70% energy savings - Low sound levels	FWZ-AT/AF	 BLDC	Cooling: 0.60 - 10.08 kW Heating: 0.69 - 11.18 kW
Flexi type unit	Flexi type unit - For horizontal or vertical mounting - Continuous air flow regulation and fan speed modulation - Up to 70% energy savings - Low sound levels	FWR-AT/AF	 BLDC	Cooling: 0.60 - 10.08 kW Heating: 0.69 - 11.18 kW
	Concealed flexi type unit - For horizontal or vertical concealed mounting - Continuous air flow regulation and fan speed modulation - Up to 70% energy savings - Low sound levels	FWS-AT/AF	 BLDC	Cooling: 0.60 - 10.08 kW Heating: 0.69 - 11.18 kW
Ducted unit	Concealed ceiling unit with medium ESP - For horizontal concealed mounting - Instant adjustment to temperature and relative humidity changes - Available static pressure up to 80 Pa - Low sound levels	FWP-AT	 BLDC	Cooling: 1.34 - 6.67 kW Heating: 2.77 - 12.28 kW
	Concealed ceiling unit with high ESP - For horizontal or vertical concealed mounting - Available static pressure up to 120 Pa - Easy maintenance	FWN-AT/AF	 BLDC	Cooling: 2.86 - 8.75 kW Heating: 3.70 - 9.13 kW
Ceiling mounted cassette	4-way blow ceiling mounted cassette - 600 x 600 cassette - Integrated fresh air intake - Horizontal auto swing - Easy installation in corners - Standard drain pump with 750 mm lift	FWF-BT/BF	 AC	Cooling: 1.4 - 5.2 kW Heating: 2.3 - 6.7 kW
	Round flow cassette - 900 x 900 cassette - 360° air discharge ensures uniform air flow - Integrated fresh air intake - Easy installation in corners - Standard drain pump with 850 mm lift	 FWC-BT/BF	 BLDC	Cooling: 4.0 - 8.7 kW Heating: 5.5 - 12.1 kW
Wall mounted unit	Wall mounted unit - High aesthetic cabinet design - Optimum air distribution - Easy installation - 3-speed fan motor	FWT-CT	 AC	Cooling: 2.11 - 5.28 kW Heating: 2.49 - 6.01 kW

FWECSA Controller Recommended

FWECSA Electronic Fan Coil Unit Controller

Main features:

- › Management of Brushless DC fan motor using 0-10V/DC
- › Management of on/off or proportional valves
- › Management of electric heater
- › Relative humidity control
- › Cooling/heating mode switching based on air or water temperature
- › Contact for remote activation (window contact or remote on/off)
- › Weekly timer programmed operation
- › Configurable digital output
- › Master slave system on serial RS485
- › Master slave system using conveyed waves (CW)
- › BMS supervision system using Modbus RS485
- › Easy user interface



Capacity conditions

EUROVENT conditions

Cooling

27°C db / 19°C wb - Entering water 7°C - Leaving water 12°C

Heating 4 Pipe

20°C db - Entering water 70°C - Leaving water 60°C

Heating 2 Pipe

20°C db - Entering water 50°C - Flow rate as in cooling mode

TYPICAL UK cooling conditions

22°C db / 16.0°C wb - Entering water 7°C - Leaving water 12°C

0 Pa External Static Pressure

0% Glycol

FWP and FWN Ducted FCU - Above capacities are based on 30 Pa and 60 Pa External Static Pressure respectively

FWS Uncased - Based on 20 Pa external static



Save energy with Daikin 'Total Inverter Solutions'



INVERTER



INVERTER



INVERTER

The present catalogue is drawn up by way of information only and does not constitute an offer binding upon Daikin UK. Daikin UK has compiled the content of this catalogue to the best of its knowledge. No express or implied warranty is given for the completeness, accuracy, reliability or fitness for particular purpose of its content and the products and services presented therein. Specifications are subject to change without prior notice. Daikin UK explicitly rejects any liability for any direct or indirect damage, in the broadest sense, arising from or related to the use and/or interpretation of this catalogue. All content is copyrighted by Daikin UK.



Daikin Europe N.V. participates in the Eurovent Certification programme for Air conditioners (AC), Liquid Chilling Packages (LCP), Air handling units (AHU) and Fan coil units (FCU). Check ongoing validity of certificate online: www.eurovent-certification.com or using: www.certiflash.com

Daikin Airconditioning UK Limited The Heights Brooklands Weybridge Surrey KT13 0NY Tel 01932 879000 daikin.co.uk

Scottish Region	Northern Region	Midlands Region	Western Region	North London	Central London	South London
01932 879330	01932 879340	01932 879370	01932 879320	01932 879360	01932 879350	01932 879355