

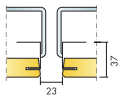
Ecophon Access™ C

Ecophon Access™ C has a concealed frame system. Each tile has a hatch functionality making the installations above ceiling very easy to access.




Syddansk universitet, Odense, Denmark


SYSTEM RANGE




Size, mm	2000x577	2000x1177
Special Fixing	•	•
Thickness	37	37
Inst. Diag.	M63	M63




Access C panel



Integration between wall and Access C with Access Universal profile



Access C system



Access C system with Access frieze

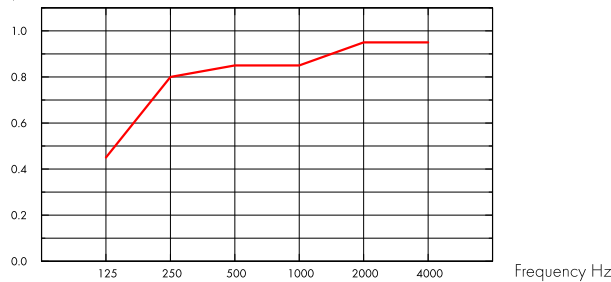
Acoustic



Sound Absorption:

Test results according to EN ISO 354. Classification according to EN ISO 11654, and the single value ratings for Noise Reduction Coefficient, NRC and Sound Absorption Average, SAA according to ASTM C 423.

α_p , Practical sound absorption coefficient



— Access C 20 mm, 200 mm o.d.s.
o.d.s = overall depth of system

THK mm	o.d.s. mm	α_p , Practical sound absorption coefficient						α_w	Sound absorption class
		125 Hz	250 Hz	500 Hz	1000 Hz	2000 Hz	4000 Hz		
20	200	0.45	0.80	0.85	0.85	0.95	0.95	0.90	A

THK mm	o.d.s. mm	NRC	SAA
20	200	0.90	0.87

Indoor Air Quality



Certificate / Label	
Eurofins Indoor Air Comfort®	IAC
French VOC	A
Finnish M1	•



Circularity



Fully recyclable.

Fire safety



Country	Standard	Class
Europe	EN 13501-1	A2-s1,d0

The glass wool core of the tiles is tested and classified as non-combustible according to EN ISO 1182.

Humidity Resistance



Class C, relative humidity 95% and 30°C, according to EN 13964:2014



Visual appearance

White Frost, nearest NCS colour sample S 0500-N, 85% light reflectance. Gloss < 1.



Cleanability

Daily dusting and vacuum cleaning. Weekly wet wiping.



Accessibility

The tiles are easily demountable. Minimum demounting depth according to installation diagrams.



Installation

Installed according to installation diagrams, installation guides and drawing aid. For information regarding minimum overall depth of system see quantity specification.



System weight

The weight of the system (including suspension grid) should be approximately 4 kg/m².



Mechanical properties

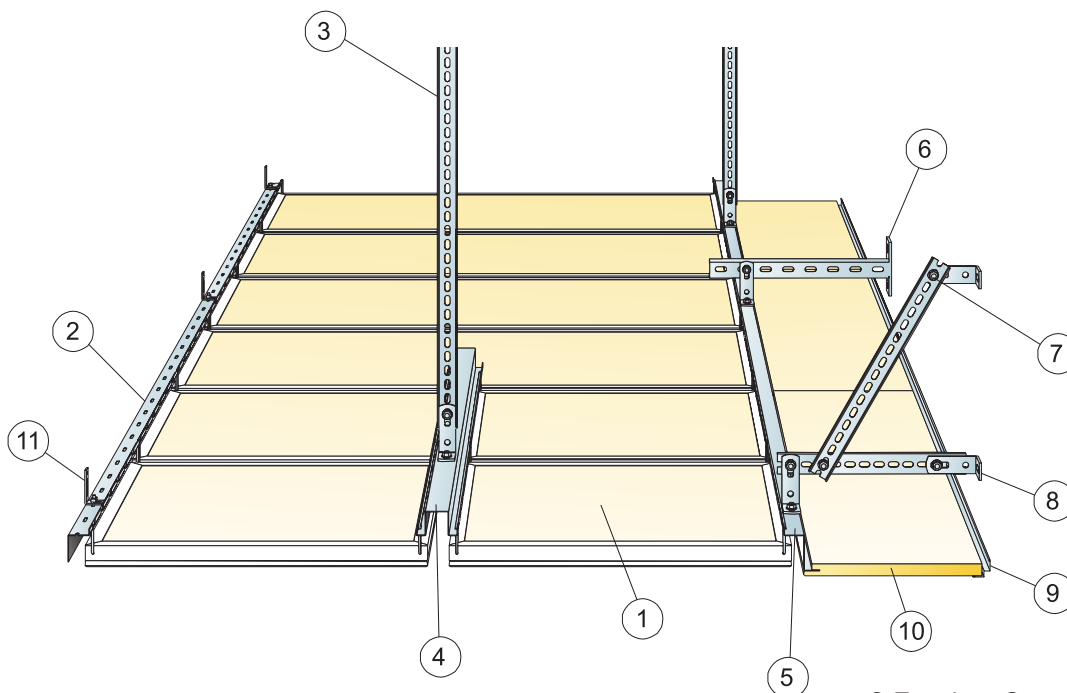
See table about Max live load and Min load bearing capacity and Functional demands, Mechanical properties at www.ecophon.com.



CE

Ecophon ceiling systems are CE marked according to the European harmonized standard EN 13964:2014. CE marked construction products are covered by a Declaration of Performance (DOP) which enables customers and users to easily compare performance of products available on the European market.

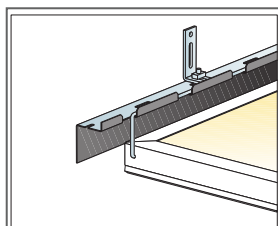
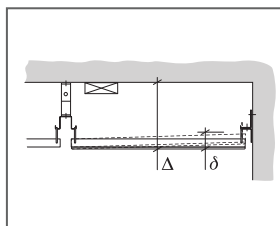
INSTALLATION DIAGRAM (M63) FOR ECOPHON ACCESS C



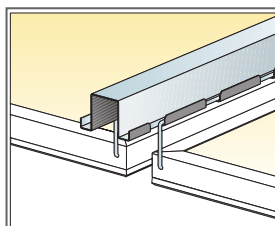
© Ecophon Group

QUANTITY SPECIFICATION (EXCL. WASTAGE)

		Size, mm	
		2000x577	2000x1177
1	Access C	as required	as required
2	Access Universal profile	as required	as required
3	Access Suspension bar	as required	as required
4	Access Double carrier profile	as required	as required
5	Access Transition profile	as required	as required
6	Access Wall bracket alt. Access Ceiling bracket	as required	as required
7	Access Installation screw	as required	as required
8	Access Angle bracket	as required	as required
9	Connect Angle trim, fixed at 300 mm centres	as required	as required
10	Access Frieze panel (for installation see IG144)	as required	as required
11	Access Wall fixing plate	as required	as required
Δ Min. overall depth of system: 130 mm		-	-
δ Min. demounting depth: 90 mm		-	-



Junction with wall



Carrier profile for more than one row of Access panels.

Size, mm	Max live load (N)	Min load bearing capacity (N)
2000x577x37	60	220
2000x1177x37	30	220

Live load/load bearing capacity