



CONTENTS

- 4 THE MARLEY ROOF SYSTEM

BASE LAYERS

- 6 UNIVERSAL UNDERLAYS
- 7 JB RED BATTENS

ROOF COVERINGS

- 8 PRODUCT SELECTOR
- 10 CLAY PLAIN TILES & FITTINGS
- 19 CLAY INTERLOCKING TILES & FITTINGS
- 25 CONCRETE PLAIN TILES & FITTINGS
- 28 CONCRETE INTERLOCKING TILES & FITTINGS
- 43 SHINGLES
- 46 FIXINGS

DETAILING

- 50 DRY FIX & VENTILATION SYSTEM SELECTOR
- 52 UNIVERSAL ROOFING ACCESSORIES
- 56 DRY FIX AND VENTILATION

KNOWLEDGE

- 61 HERE TO HELP
- 62 MINIMUM BANDED QUANTITIES
- 63 MANUFACTURING & STOCKING LOCATIONS



Tell me more

Call 01283 722588

Email info@marley.co.uk

Or visit marley.co.uk



THE MARLEY ROOF SYSTEM

We offer the most comprehensive roof system on the market, underwritten by a 15 year warranty.



So many elements offered by one supplier, give levels of accountability and integration that reduce design and installation liability. More elements guaranteed to work seamlessly together, give you more time to focus on design and management of your project, complete peace of mind and, of course, better, more durable, lower maintenance roofs.

- ▲ Base layers
- ▲ Detailing
- ▲ Confidence

- ▲ Roof coverings
- ▲ Knowledge

UNIVERSAL UNDERLAYS

Marley Universal Vapour Permeable and Non-Breathable underlays are high performance roof membranes which are zone 1-5 compliant, in accordance with BS 5534.



UNIVERSAL VAPOUR PERMEABLE UNDERLAY (LR)

- ▲ Vapour permeable
- ▲ High tensile and tear strength
- ▲ Clean and easy to handle
- ▲ Durable
- ▲ UV resistant
- ▲ BBA approved – certificate no. 18/5521
- ▲ Integrated tape for sealing laps
- ▲ Guidance lines for minimum laps
- ▲ Suitable for vertical applications




UNIVERSAL NON-BREATHABLE UNDERLAY (HR)

- ▲ Non-breathable
- ▲ High tensile and tear strength
- ▲ Clean and easy to handle
- ▲ Durable
- ▲ UV resistant
- ▲ BBA approved – certificate no. 18/5519
- ▲ Lightweight alternative to traditional IF
- ▲ Integrated tape for sealing laps
- ▲ Guidance lines for minimum laps

JB RED BATTENS

JB Red is a high quality roofing batten and the first fully pre-graded batten available to the roofing industry.



BENEFITS OF JB RED

- ▲ Pre-graded to all strength requirements of BS 5534 for roofing battens
- ▲ UKAS third party assessed by the BBA
- ▲ LABC registered and is approved for use by local authorities
- ▲ Manufactured from slow grown, high grade timber
- ▲ FSC® or PEFC™ certified
- ▲ Preservative treated BS 8417 Usage Class 2 using MicroPro® against wood rotting fungi and insect attack
- ▲ 60 year lifetime guarantee against insect attack and wood rotting fungi (when installed correctly in accordance with the requirements of Usage Class 2)

PRODUCT SELECTOR

CLAY PLAIN TILES



CANTERBURY



ASHDOWNE



HAWKINS



ACME DOUBLE CAMBER



ACME SINGLE CAMBER

Features	Handmade Single camber	Handcrafted Single camber	Machine-made Single camber	Machine-made Double camber	Machine-made Single camber
Size	265 x 165mm	265 x 165mm	265 x 165mm	265 x 165mm	265 x 165mm
Min. pitch	40°	35°	30°	35°	30°
Max. pitch	90°	90°	90°	90°	90°
No. of colours	3	2	5	7	8
Page	11	12	13	14	15

CLAY INTERLOCKING TILES



LINCOLN



MELODIE



MAXIMA

Features	Clay pantile Open gauge	Clay pantile Flexible gauge	Clay Double Roman Open gauge
Size	370 x 247mm	440 x 255mm	403 x 333mm
Min. pitch	17.5°	12.5°	17.5°
Max. pitch	70°	70°	70°
No. of colours	2	2	2
Page	20	22	24

CONCRETE PLAIN TILES



PLAIN

Features	Cross camber
Size	267 x 168mm
Min. pitch	35°
Max. pitch	90°
No. of colours	9
Page	26

SHINGLES & SHAKES



SHINGLES



SHAKES

Features	Machine-cut	Hand split
Size	Various	Various
Min. pitch	14°	20°
Max. pitch	90°	90°
No. of colours	1	1
Page	44	45

CONCRETE INTERLOCKING TILES



EDGEMERE RANGE



MODERN DUO MODERN



DOUBLE ROMAN



MENDIP



LUDLOW MAJOR

Features	Thin leading edge Duo replicates smaller format slates	Flat appearance Duo replicates smaller format slates	Traditional profile	Double pantile	Simple, strong lines Ideal for refurbishment
Size	420 x 330mm	420 x 330mm	420 x 330mm	420 x 330mm	420 x 330mm
Minimum pitch	17.5°	17.5° (Smooth)	22.5° (Smooth)	15° (Smooth)	22.5° (Smooth)
Maximum pitch	90°	90°	90°	90°	90°
No. of colours	4, 4, 2	6, 2	7	7	7
Page	29-31	32-33	34	35	36



ECOLOGIC LUDLOW MAJOR



LUDLOW PLUS



WESSEX



ANGLIA



ASHMORE


Features	High level of recycled aggregate Absorbs NOx	Small format Ideal for refurbishment	Clean lines Water shedding efficiency	Bullnose leading edge Classic pantile	Interlocking double plain tile
Size	420 x 330mm	387 x 229mm	420 x 330mm	387 x 230mm	267 x 333mm
Minimum pitch	30°	22.5°	15°	25° (Smooth)	22.5°
Maximum pitch	90°	90°	44°	90°	90°
No. of colours	1	6	2	3	3
Page	37	38	39	40	41

CANTERBURY HANDMADE


True to tradition, a range of three distinctive handmade clay plain tile colours, with a fine sanded finish suitable for roofing and vertical tiling.



COLOUR AVAILABILITY



Loxleigh (F)



Burford (F)



Chailey (F)

Key
(F) Fine sanded finish

TECHNICAL DATA

Size of tile	265mm x 165mm	
Minimum pitch*	40°	
Maximum pitch	90°	
Minimum headlap	65mm (roof)	35mm (vertical)
Maximum gauge	100mm (roof)	115mm (vertical)
Tile thickness	13mm (nominal)	
Cover width	165mm (nominal)	
Covering capacity (net)	60 tiles/m ² at 100mm gauge (roof)	53 tiles/m ² at 115mm gauge (vertical)
Weight of tiling (approx.)	74kg/m ² (0.73 kN/m ²) at 100mm gauge (roof)	66kg/m ² (0.64 kN/m ²) at 115mm gauge (vertical)
Battens required (net)	10.0 lin.m/m ² at 100mm gauge (roof)	8.7 lin.m/m ² at 115mm gauge (vertical)
Batten size recommended	38mm x 25mm for rafters/supports not exceeding 600mm centres (fixed to BS 5534)	
Tile nails	38mm x 2.65mm	
Authority	BS EN 1304	

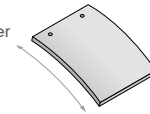
* The minimum recommended pitch and lap may be influenced by special circumstances, please contact the Technical Advisory Service.

SUSTAINABILITY

- ✓ A+ rated in the BRE Green Guide (based on generic rating for UK produced clay plain tiles Element Ref: 812410006)
- ✓ BES 6001 Responsible Sourcing certified

PRODUCT INFORMATION

Tile camber
Single camber



Feature tiles

For advice on the use of feature tiles in main roof areas contact the Technical Advisory Service.

† Made to order



Club†



Bullnose†


Clay plain tiles
and fittings

ASHDOWNE

Handcrafted clay plain tiles offer a warm, mellow appearance, with a granular texture and slight random irregularities that make each tile unique.



COLOUR AVAILABILITY



Ashurst (F)



Aylesham Mix (F)

Key
(F) Fine sanded finish

TECHNICAL DATA

Size of tile	265mm x 165mm	
Minimum pitch*	35°	
Maximum pitch	90°	
Minimum headlap	65mm (roof)	35mm (vertical)
Maximum gauge	100mm (roof)	115mm (vertical)
Tile thickness	11mm (nominal)	
Cover width	165mm (nominal)	
Covering capacity (net)	60 tiles/m ² at 100mm gauge (roof)	53 tiles/m ² at 115mm gauge (vertical)
Weight of tiling (approx.)	65kg/m ² (0.64 kN/m ²) at 100mm gauge (roof)	57kg/m ² (0.56 kN/m ²) at 115mm gauge (vertical)
Battens required (net)	10.0 lin.m/m ² at 100mm gauge (roof)	8.7 lin.m/m ² at 115mm gauge (vertical)
Batten size recommended	38mm x 25mm for rafters/supports not exceeding 600mm centres (fixed to BS 5534)	
Tile nails	38mm x 2.65mm	
Authority	BS EN 1304	

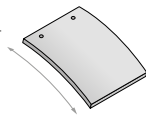
* The minimum recommended pitch and lap may be influenced by special circumstances, please contact the Technical Advisory Service.

SUSTAINABILITY

- ✓ A⁺ rated in the BRE Green Guide (based on generic rating for UK produced clay plain tiles Element Ref: 812410006)
- ✓ BES 6001 Responsible Sourcing certified

PRODUCT INFORMATION

Tile camber
Single camber



Feature tiles
For advice on the use of feature tiles in main roof areas contact the Technical Advisory Service.

† Made to order



Club†




Bullnose†

HAWKINS


Single cambered (longitudinal), machine-made clay tile, manufactured for over 150 years. This heritage, combined with modern firing techniques, gives a traditional colour range.




COLOUR AVAILABILITY



Dark Heather (F)



Staffordshire Mixture (F)




Fired Sienna (T)

Key
(F) Fine sanded finish
(S) Smooth finish
(T) Textured finish



Staffordshire Blue (F)



Blue Smooth (S)

TECHNICAL DATA

Size of tile	265mm x 165mm	
Minimum pitch*	30°	
Maximum pitch	90°	
Minimum headlap	65mm (roof)	35mm (vertical)
Maximum gauge	100mm (roof)	115mm (vertical)
Tile thickness	11mm (nominal)	
Cover width	165mm (nominal)	
Covering capacity (net)	60 tiles/m ² at 100mm gauge (roof)	53 tiles/m ² at 115mm gauge (vertical)
Weight of tiling (approx.)	64kg/m ² (0.63 kN/m ²) at 100mm gauge (roof)	56kg/m ² (0.55 kN/m ²) at 115mm gauge (vertical)
Battens required (net)	10.0 lin.m/m ² at 100mm gauge (roof)	8.7 lin.m/m ² at 115mm gauge (vertical)
Batten size recommended	38mm x 25mm for rafters/supports not exceeding 600mm centres (fixed to BS 5534)	
Tile nails	38mm x 2.65mm	
Authority	BS EN 1304	

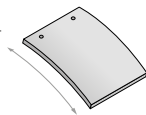
* The minimum recommended pitch and lap may be influenced by special circumstances, please contact the Technical Advisory Service.

SUSTAINABILITY

- ✓ A⁺ rated in the BRE Green Guide (based on generic rating for UK produced clay plain tiles Element Ref: 812410006)
- ✓ BES 6001 Responsible Sourcing certified

PRODUCT INFORMATION

Tile camber
Single camber



Feature tiles
For advice on the use of feature tiles in main roof areas contact the Technical Advisory Service.

† Made to order



Club†




Bullnose†

ACME DOUBLE CAMBER

Natural clay, machine-made plain tiles with longitudinal and latitudinal camber are able to create highly textured roofscapes with accentuated light and shade.



COLOUR AVAILABILITY



Key
(F) Fine sanded finish
(S) Smooth finish

TECHNICAL DATA

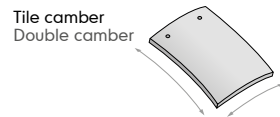
Size of tile	265mm x 165mm	
Minimum pitch*	35°	
Maximum pitch	90°	
Minimum headlap	65mm (roof)	35mm (vertical)
Maximum gauge	100mm (roof)	115mm (vertical)
Tile thickness	11mm (nominal)	
Cover width	165mm (nominal)	
Covering capacity (net)	60 tiles/m ² at 100mm gauge (roof)	53 tiles/m ² at 115mm gauge (vertical)
Weight of tiling (approx.)	64kg/m ² (0.63 kN/m ²) at 100mm gauge (roof)	56kg/m ² (0.55 kN/m ²) at 115mm gauge (vertical)
Battens required (net)	10.0 lin.m/m ² at 100mm gauge (roof)	8.7 lin.m/m ² at 115mm gauge (vertical)
Batten size recommended	38mm x 25mm for rafters/supports not exceeding 600mm centres (fixed to BS 5534)	
Tile nails	38mm x 2.65mm	
Authority	BS EN 1304	

* The minimum recommended pitch and lap may be influenced by special circumstances, please contact the Technical Advisory Service.

SUSTAINABILITY

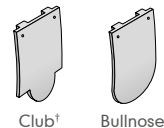
- ✓ A⁺ rated in the BRE Green Guide (based on generic rating for UK produced clay plain tiles Element Ref: 812410006)
- ✓ BES 6001 Responsible Sourcing certified

PRODUCT INFORMATION



Feature tiles
For advice on the use of feature tiles in main roof areas contact the Technical Advisory Service.

† Made to order




ACME SINGLE CAMBER

Natural clay, machine-made, single cambered (longitudinal) plain tiles, offering crisp, contemporary lines and the warmth and character of clay at an affordable price.



COLOUR AVAILABILITY



Key (F) Fine sanded finish (S) Smooth finish

TECHNICAL DATA

Size of tile	265mm x 165mm	
Minimum pitch*	30°	
Maximum pitch	90°	
Minimum headlap	65mm (roof)	35mm (vertical)
Maximum gauge	100mm (roof)	115mm (vertical)
Tile thickness	11mm (nominal)	
Cover width	165mm (nominal)	
Covering capacity (net)	60 tiles/m ² at 100mm gauge (roof)	53 tiles/m ² at 115mm gauge (vertical)
Weight of tiling (approx.)	64kg/m ² (0.63 kN/m ²) at 100mm gauge (roof)	56kg/m ² (0.55 kN/m ²) at 115mm gauge (vertical)
Battens required (net)	10.0 lin.m/m ² at 100mm gauge (roof)	8.7 lin.m/m ² at 115mm gauge (vertical)
Batten size recommended	38mm x 25mm for rafters/supports not exceeding 600mm centres (fixed to BS 5534)	
Tile nails	38mm x 2.65mm	
Authority	BS EN 1304	

* The minimum recommended pitch and lap may be influenced by special circumstances, please contact the Technical Advisory Service.

SUSTAINABILITY

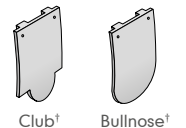
- ✓ A⁺ rated in the BRE Green Guide (based on generic rating for UK produced clay plain tiles Element Ref: 812410006)
- ✓ BES 6001 Responsible Sourcing certified

PRODUCT INFORMATION



Feature tiles
For advice on the use of feature tiles in main roof areas contact the Technical Advisory Service.

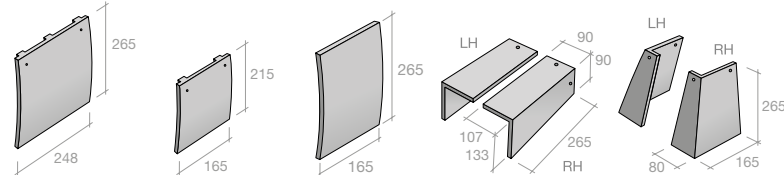
† Made to order



CLAY FITTINGS & ACCESSORIES

Important note: All the fittings shown on these pages can be used with clay plain tiles, but should not be used on rafter pitches below 35° with Acme double camber or Ashdowne handcrafted clay plain tiles.

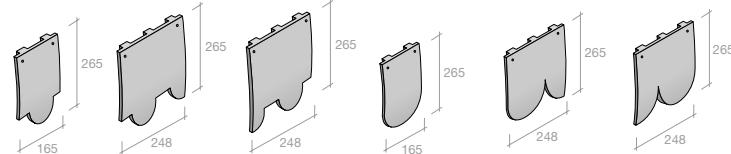
PLAIN TILE FITTINGS



Description	Tile-and-a-half	Eaves/top tile	Creasing tiles‡	Cloaked verge tiles*	External angle tiles
Angles available	n/a	n/a	n/a	n/a	90°, 135°

FEATURE TILES

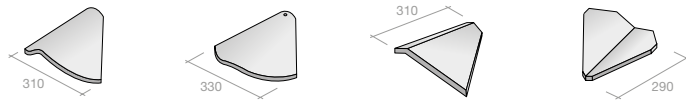
Available in a range of colours, please contact customer services for more information.



Description	Club feature tile*	RH club tile-and-a-half*	LH club tile-and-a-half*	Bullnose feature tile*	RH bullnose tile-and-a-half*	LH bullnose tile-and-a-half*
-------------	--------------------	--------------------------	--------------------------	------------------------	------------------------------	------------------------------

HIPS AND VALLEYS

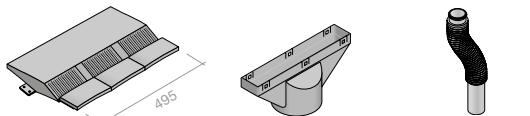
Mortar bedded security hip kits are available for third round hips (see page 48)



Description	Granny hip	Semi bonnet hip	Arris hip**	Valley**
Angles available	n/a	n/a	130°, 135°, 145°	130°, 135°, 140°, 145°, 150°
Pitch range	40-60°	30-40°	30-45°	30-50°

VENTILATION

Available in a range of bases with real clay tile slips on the visible edge (3 tiles wide). The clay tile vent provides a net ventilation area of 7,500mm² per vent. Suitable for natural, mechanical or soil pipe ventilation.

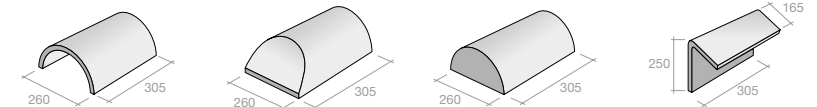


Description	Clay in-line tile vent	Tile vent adaptor	Flexible pipe
-------------	------------------------	-------------------	---------------

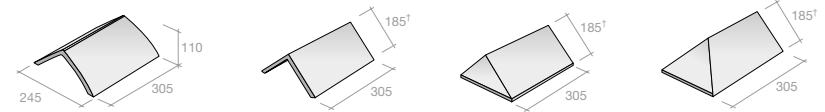
Note: All measurements in mm.

RIDGE AND HIP TILES

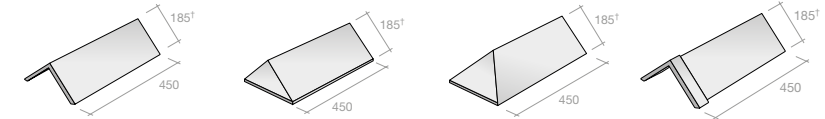
Mortar bedded security ridge kits are available (see page 48)



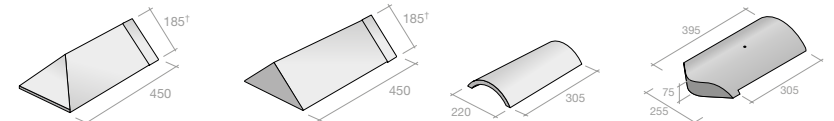
Description	Half round ridge	Half round ridge hip end*	Half round ridge stop end*	Mono ridge*
Colours available	All colours	All colours	All colours	All colours
Pitch range	30-50°	30-50°	30-50°	30-45°



Description	Hogs back ridge**	305mm Angular ridge**	305mm Angular ridge stop end*	305mm Angular ridge hip end*
Angles available	n/a	90°, 105°	90°, 105°	90°, 105°
Colours available	All colours	All colours	All colours	All colours



Description	450mm Angular ridge	450mm Angular ridge stop end*	450mm Angular ridge hip end*	450mm Capped angular ridge
Angles available	75°, 90°, 105°, 115°, 125°, 135°	75°, 90°, 105°, 115°, 125°, 135°	75°, 90°, 105°, 115°, 125°, 135°	75°, 90°, 105°, 115°, 125°, 135°
Colours available	Red Smooth, Slate Black	Red Smooth, Slate Black	Red Smooth, Slate Black	Red Smooth, Slate Black, Staffordshire Blue‡



Description	450mm Capped angular ridge hip end	450mm Capped angular ridge stop end	Third round hip**	Third round hip end**
Angles available	75°, 90°, 105°, 115°, 125°, 135°	75°, 90°, 105°, 115°, 125°, 135°	n/a	n/a
Colours available	Red Smooth, Slate Black, Staffordshire Blue‡	Red Smooth, Slate Black, Staffordshire Blue‡	All colours	All colours
Pitch range			30-45°	30-45°

* Made to order (subject to minimum order quantities)

** Some colours and angles made to order (subject to minimum order quantities)

‡ Staffordshire Blue available to order

† Angle ridge wing length will vary depending on ridge angle

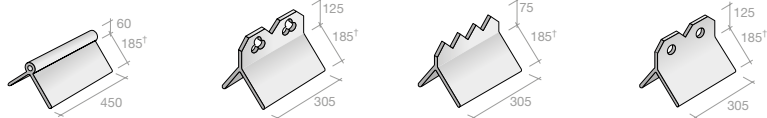
§ Available in Red Smooth

CLAY FITTINGS & ACCESSORIES

Important note: All the fittings shown on these pages can be used with clay plain tiles, but should not be used on rafter pitches below 35° with Acme double camber or Ashdowne handcrafted clay plain tiles.

DECORATIVE RIDGES

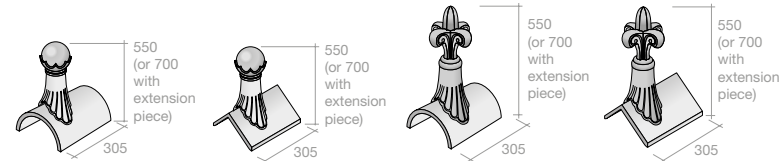
Mortar bedded security ridge kits are available (see page 48)



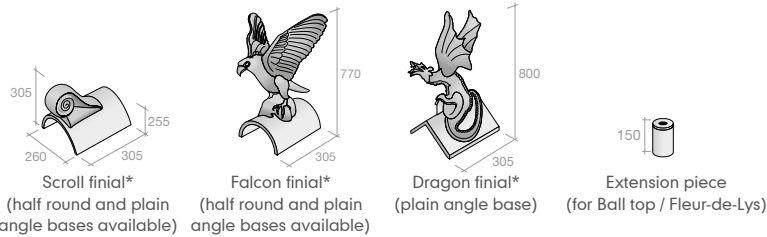
Description	Plain roll top**	Club crested ridge	Cocks comb crested ridge	Two hole crested ridge
Angles available	75°, 90°, 105°, 115°, 125°, 135°	90°, 105°	90°, 105°	90°, 105°
Colours available	Red Smooth, Slate Black	Red Smooth	Red Smooth	Red Smooth

CLAY FINIALS

Available in a range of colours and angles. Mortar bedded security ridge kits are available (see page 48)



Description	Ball top finial* (half round base)	Ball top finial* (plain angle base)	Fleur-de-Lys gable* (half round base)	Fleur-de-Lys gable (plain angle base)
-------------	------------------------------------	-------------------------------------	---------------------------------------	---------------------------------------



Description	Scroll finial* (half round and plain angle bases available)	Falcon finial* (half round and plain angle bases available)	Dragon finial* (plain angle base)	Extension piece (for Ball top / Fleur-de-Lys)
-------------	---	---	-----------------------------------	---

The following dry fix and/or ventilation systems can also be used with clay plain tiles:

- ▲ Universal 10mm and 25mm eaves vent systems (page 52)
- ▲ Universal dry verge (page 52)
- ▲ Universal plain tile vent (page 55)
- ▲ Universal GRP valley (page 54)
- ▲ Universal RidgeFast system** (page 53)
- ▲ Universal HipFast system** (page 53)

* Made to order (subject to minimum order quantities)

** Subject to ridge/hip angle

† Angle ridge wing length will vary depending on ridge angle

Note: All measurements in mm.




Clay
interlocking
tiles and
fittings

LINCOLN

The Lincoln is an easy-to-fix clay pantile which balances traditional aesthetics with speed of installation.



COLOUR AVAILABILITY



Rustic Red (SS)



Natural Red (S)

Key
(SS) Semi-sanded sanded finish
(S) Smooth finish

TECHNICAL DATA

Size of tile	370mm x 247mm	
Minimum pitch*	17.5° (120mm headlap) 22.5° (75mm headlap)	
Maximum pitch	70°	
Minimum headlap	75mm	
Maximum gauge	294mm	
Cover width	222mm (nominal)	
Covering capacity (net)	15.3 tiles/m ² at 75mm headlap	18.0 tiles/m ² at 120mm headlap
Weight of tiling (approx.)	43.0kg/m ² at 75mm headlap	50.4kg/m ² at 120mm headlap
Battens required (net)	3.4 lin.m/m ² at 75mm headlap	4.0 lin.m/m ² at 120mm headlap
Batten size recommended	38mm x 25mm for rafters/supports not exceeding 450mm centres (fixed to BS 5534) 50mm x 25mm for rafters/supports not exceeding 600mm centres (fixed to BS 5534)	
Tile nails	38mm x 3.35mm	
Fixing clips	Eaves, verge and tile clips	
Authority	BS EN 1304	

* The minimum recommended pitch and lap may be influenced by special circumstances, please contact the Technical Advisory Service.

COMPATIBLE DRY FIX AND VENTILATION SYSTEMS

- ▲ New Universal dry verge (page 52)
- ▲ Universal RidgeFast system (page 53)
- ▲ Universal HipFast system (page 53)
- ▲ Universal 10mm and 25mm eaves vent systems (page 52)
- ▲ Universal GRP dry valley system (page 54)

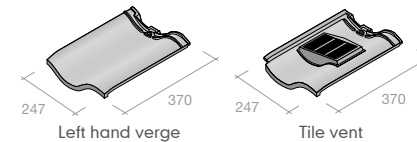
SECURITY FIXING KITS

- ▲ Mortar bedded security ridge (page 48)
- ▲ Mortar bedded security hip (page 48)



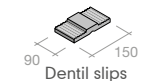
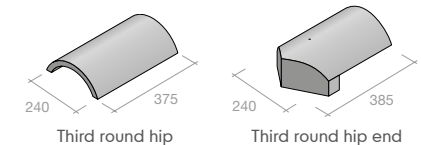
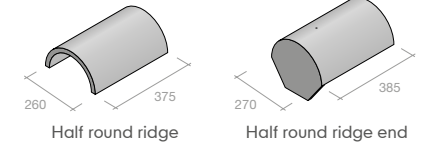
LINCOLN FITTINGS

Available in Rustic Red and Natural Red.



CLAY INTERLOCKING FITTINGS


Available in Rustic Red, Natural Red and Matt Black.




Note: All measurements in mm.

MELODIE

An interlocking single clay pantile with an easy-to-install flexible gauge, which is suitable for roof pitches as low as 12.5°.



COLOUR AVAILABILITY



TECHNICAL DATA

Size of tile	440mm x 255mm	
Minimum pitch*	12.5°	
Maximum pitch	70°	
Minimum headlap	92mm	
Batten spacing	314mm (minimum gauge)	348mm (maximum gauge)
Cover width	209mm (nominal)	
Covering capacity (net)	13.8 tiles/m ² at 92mm headlap	
Weight of tiling (approx.)	44kg/m ² at 92mm headlap	
Battens required (net)	2.88 lin.m/m ² at 92mm headlap	
Batten size recommended	38mm x 25mm for rafters/supports not exceeding 450mm centres (fixed to BS 5534) 50mm x 25mm for rafters/supports not exceeding 600mm centres (fixed to BS 5534)	
Tile nails	45mm x 3.35mm aluminium clout head	
Fixing clips	SoloFix (30435/30445), Eave clip (30452), Eave clip nail (30455), RH verge clip (30285), LH verge tile clip (30285)	
Authority	BS EN 1304	

*The minimum recommended pitch and lap may be influenced by special circumstances, please contact the Technical Advisory Service.

COMPATIBLE DRY FIX AND VENTILATION SYSTEMS

- ▲ Universal RidgeFast system (page 53)
- ▲ Universal HipFast system (page 53)
- ▲ Universal 10mm and 25mm eaves vent systems (page 52)
- ▲ Universal GRP dry valley system (page 54)

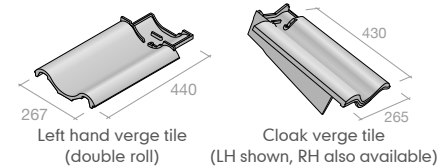
SECURITY FIXING KITS

- ▲ Mortar bedded security ridge (page 48)
- ▲ Mortar bedded security hip (page 48)



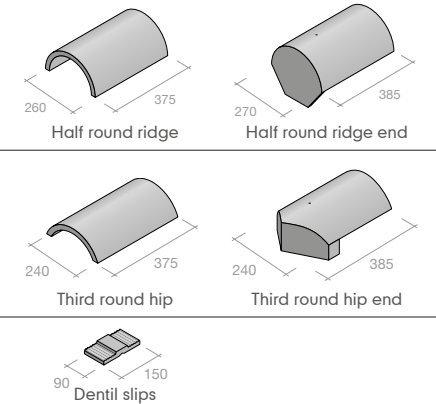
MELODIE FITTINGS

Available in Natural Red and Slate Grey.



CLAY INTERLOCKING FITTINGS

Available in Rustic Red, Natural Red and Matt Black.



Note: All measurements in mm.

MAXIMA

A clay interlocking double roman tile, suitable for roof pitches down to 17.5°, with an easy-to-lay open gauge design.



COLOUR AVAILABILITY



Natural Red



Matt Black

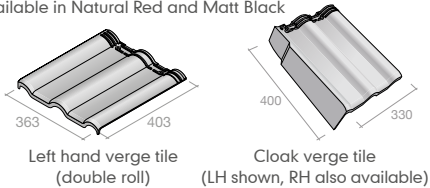
TECHNICAL DATA

Size of tile	403mm x 333mm
Minimum pitch*	17.5°
Maximum pitch	70°
Minimum headlap	75mm
Batten spacing	328mm (at 75mm headlap)
Cover width	300mm (nominal)
Covering capacity (net)	10.1 tiles/m ² at maximum headlap
Weight of tiling (approx.)	43.4kg/m ² at 75mm headlap
Battens required (net)	3.05 lin.m/m ² at 75mm headlap
Batten size recommended	38mm x 25mm for rafters/supports not exceeding 450mm centres (fixed to BS 5534) 50mm x 25mm for rafters/supports not exceeding 600mm centres (fixed to BS 5534)
Tile nails	45mm x 3.35mm aluminium clout head
Fixing clips	SoloFix (30443/30433), Eave clip (30452), Eave clip nail (30455), RH verge clip (30289), LH verge tile clip (30289), LH verge clip - standard tile (30290)
Authority	BS EN 1304

* The minimum recommended pitch and lap may be influenced by special circumstances, please contact the Technical Advisory Service.

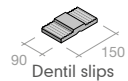
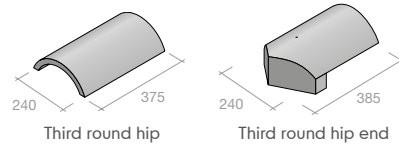
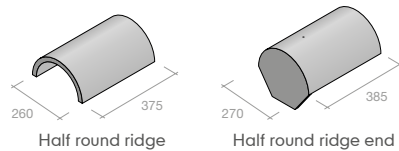
MAXIMA FITTINGS

Available in Natural Red and Matt Black



CLAY INTERLOCKING FITTINGS

Available in Natural Red and Matt Black



COMPATIBLE DRY FIX AND VENTILATION SYSTEMS

- ▲ Universal RidgeFast system (page 53)
- ▲ Universal HipFast system (page 53)
- ▲ Universal 10mm and 25mm eaves vent systems (page 52)
- ▲ Universal GRP dry valley system (page 54)
- ▲ Universal tile vent (page 54)


Note: All measurements in mm.






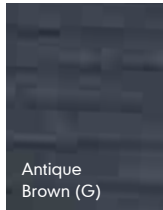


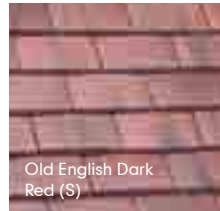


Concrete plain tiles and fittings

PLAIN

The authentic cross camber design of the Marley concrete plain tile gives it a look to match its outstanding versatility.



COLOUR AVAILABILITY



Key (F) Fine sanded finish (G) Granular finish (S) Smooth finish



TECHNICAL DATA

Size of tile	267mm x 168mm	
Minimum pitch*	35°	
Maximum pitch	90°	
Minimum headlap	65mm (roof)	37.5mm (vertical)
Maximum gauge	100mm (roof)	115mm (vertical)
Tile thickness	12mm (nominal)	
Cover width	168mm (nominal)	
Covering capacity (net)	60 tiles/m ² at 100mm gauge (roof)	53 tiles/m ² at 115mm gauge (vertical)
Weight of tiling (approx.)	73.8kg/m ² (0.72 kN/m ²) at 100mm gauge (roof)	58kg/m ² (0.57 kN/m ²) at 115mm gauge (vertical)
Battens required (net)	10.0 lin.m/m ² at 100mm gauge (roof)	8.7 lin.m/m ² at 115mm gauge (vertical)
Batten size recommended	38mm x 25mm for rafters/supports not exceeding 600mm centres (fixed to BS 5534)	
Tile nails	38mm x 2.65mm	
Authority	BS EN 490	

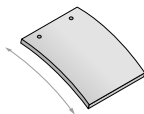
* The minimum recommended pitch and lap may be influenced by special circumstances, please contact the Technical Advisory Service.

SUSTAINABILITY

- ✓ A+ rated in the BRE Green Guide (based on generic rating for UK produced concrete plain tiles
Element Refs: 812410017, 812410050, 812410064)
- ✓ BES 6001 Responsible Sourcing certified

PRODUCT INFORMATION

Tile camber
Single camber



Compatible with clay feature tiles
For advice on the use of feature tiles in main roof areas contact the Technical Advisory Service.

† Made to order



Club†



Bullnose†

PLAIN TILE FITTINGS

Available in all colours to match main tiles.

Description	Plain tile-and-a-half	Plain eaves/top tile	Cloak verge tile (Left & right hand)	Internal angle (Left & right hand)
Description	External angle (Left & right hand)	Valley tile	Arris hip	Bonnet hip
Angles available	90°, 120°, 135°	35-50°	35-40°	35-50°

PLAIN TILE VERGES, RIDGES & HIPS

For ridges and hips compatible with concrete plain tiles, see page 42.


Note: All measurements in mm.



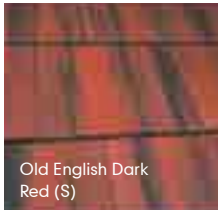

Concrete interlocking tiles and fittings

EDGEMERE

A clean and precise slate-like appearance is enhanced by the thin leading edge and the broken bond laying technique.



COLOUR AVAILABILITY



Key (S) Smooth finish

TECHNICAL DATA

Size of tile	420mm x 330mm
Minimum pitch*	22.5° (75mm headlap) 17.5° (100mm headlap)
Maximum pitch	90°
Minimum headlap	75mm (22.5° and above) 100mm (below 22.5°)
Maximum gauge	345mm
Tile thickness	18mm (nominal)
Cover width	298mm (nominal)
Hanging length	395mm (nominal)
Covering capacity (net)	9.7 tiles/m ² (0.43 kN/m ²) at 75mm headlap 10.5 tiles/m ² (0.47 kN/m ²) at 100mm headlap
Weight of tiling (approx.)	44kg/m ² (0.43 kN/m ²) at 75mm headlap 47.5kg/m ² (0.47 kN/m ²) at 100mm headlap
Battens required (net)	2.9 lin.m/m ² at 75mm headlap 3.1 lin.m/m ² at 100mm headlap
Batten size recommended	38mm x 25mm for rafters/supports not exceeding 450mm centres (fixed to BS 5534) 50mm x 25mm for rafters/supports not exceeding 600mm centres (fixed to BS 5534)
Fixings	45mm x 3.35mm slate nails
Fixing clips	Eaves, verge and slate clips
Authority	BS EN 490

* The minimum recommended pitch and lap may be influenced by special circumstances, please contact the Technical Advisory Service.

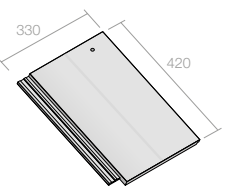
SUSTAINABILITY

- ✓ A+ rated in the BRE Green Guide (based on generic rating for UK produced concrete interlocking tiles Element Refs: 812410007, 812410018, 812410049)
- ✓ BES 6001 Responsible Sourcing certified

EDGEMERE HALF SLATE

Available in all colours to match main tiles.


Edgemere should be laid broken bond. The required broken bond pattern is created by the introduction of half slates, to form verges in alternate courses. Purpose made half slates are available and can be formed on site by cutting along the scoreline.



Note: All measurements in mm.

DUO EDGEMERE

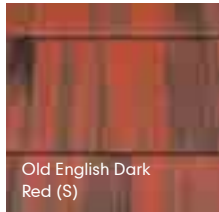
A thin leading edge interlocking slate designed to look like and blend in with small format slates.



COLOUR AVAILABILITY




Smooth Grey (S)



Old English Dark Red (S)



Anthracite (S)



Smooth Brown (S)

Key (S) Smooth finish

TECHNICAL DATA

Size of tile	420mm x 330mm
Minimum pitch*	22.5° (75mm headlap) 17.5° (100mm headlap)
Maximum pitch	90°
Minimum headlap	75mm (22.5° and above) 100mm (below 22.5°)
Maximum gauge	345mm
Tile thickness	18mm (nominal)
Cover width	298mm (nominal)
Hanging length	395mm (nominal)
Covering capacity (net)	9.7 tiles/m ² (0.43 kN/m ²) at 75mm headlap 10.5 tiles/m ² (0.47 kN/m ²) at 100mm headlap
Weight of tiling (approx.)	44kg/m ² (0.43 kN/m ²) at 75mm headlap 47.5kg/m ² (0.47 kN/m ²) at 100mm headlap
Battens required (net)	2.9 lin.m/m ² at 75mm headlap 3.1 lin.m/m ² at 100mm headlap
Batten size recommended	38mm x 25mm for rafters/supports not exceeding 450mm centres (fixed to BS 5534) 50mm x 25mm for rafters/supports not exceeding 600mm centres (fixed to BS 5534)
Fixings	45mm x 3.35mm slate nails
Fixing clips	Eaves, verge and slate clips
Authority	BS EN 490

* The minimum recommended pitch and lap may be influenced by special circumstances, please contact the Technical Advisory Service.

SUSTAINABILITY

- ✓ A+ rated in the BRE Green Guide (based on generic rating for UK produced concrete interlocking tiles
Element Refs: 812410007, 812410018, 812410049)
- ✓ BES 6001 Responsible Sourcing certified

LAYING DUO EDGEMERE


Duo Edgemere should be laid quarter bond. The required quarter bond pattern is created by the introduction of three-quarter width slates, cut from standard slates on site to form verges in alternate courses.

RIVEN EDGEMERE

A thin leading edge interlocking slate with the addition of a riven surface, providing a more natural appearance with variegated look, depth and tone.



COLOUR AVAILABILITY



Smooth Grey (S)



Anthracite (S)

Key
(S) Smooth finish

TECHNICAL DATA

Size of tile	420mm x 330mm
Minimum pitch*	22.5° (75mm headlap) 17.5° (100mm headlap)
Maximum pitch	90°
Minimum headlap	75mm (22.5° and above) 100mm (below 22.5°)
Maximum gauge	345mm
Tile thickness	18mm (nominal)
Cover width	298mm (nominal)
Hanging length	395mm (nominal)
Covering capacity (net)	9.7 tiles/m ² (0.43 kN/m ²) at 75mm headlap 10.5 tiles/m ² (0.47 kN/m ²) at 100mm headlap
Weight of tiling (approx.)	44kg/m ² (0.43 kN/m ²) at 75mm headlap 47.5kg/m ² (0.47 kN/m ²) at 100mm headlap
Battens required (net)	2.9 lin.m/m ² at 75mm headlap 3.1 lin.m/m ² at 100mm headlap
Batten size recommended	38mm x 25mm for rafters/supports not exceeding 450mm centres (fixed to BS 5534) 50mm x 25mm for rafters/supports not exceeding 600mm centres (fixed to BS 5534)
Fixings	45mm x 3.35mm slate nails
Fixing clips	Eaves, verge and slate clips
Authority	BS EN 490

* The minimum recommended pitch and lap may be influenced by special circumstances, please contact the Technical Advisory Service.

SUSTAINABILITY


- ✓ A+ rated in the BRE Green Guide (based on generic rating for UK produced concrete interlocking tiles
Element Refs: 812410007, 812410018, 812410049)
- ✓ BES 6001 Responsible Sourcing certified

LAYING RIVEN EDGEMERE


Riven Edgemere should be laid broken bond. The required broken bond pattern is created by the introduction of half width slates, cut from standard slates on site to form verges in alternate courses.

MODERN

A flat, smooth, single lap interlocking design, whose appearance is enhanced by the required broken bond laying pattern.



COLOUR AVAILABILITY



Key
(G) Granular finish
(S) Smooth finish

TECHNICAL DATA

Size of tile	420mm x 330mm	
Minimum pitch*	22.5° Smooth (75mm headlap) 17.5° Smooth (100mm headlap)	30° Granular (75mm headlap) 25° Granular (100mm headlap)
Maximum pitch	90°	
Minimum headlap	75mm	
Maximum gauge	345mm	
Tile thickness	30mm (nominal)	
Cover width	292mm (nominal)	
Hanging length	397mm (nominal)	
Covering capacity (net)	9.9 tiles/m ² at 75mm headlap	10.7 tiles/m ² at 100mm headlap
Weight of tiling (approx.)	50kg/m ² (0.49 kN/m ²) at 75mm headlap	54kg/m ² (0.53 kN/m ²) at 100mm headlap
Battens required (net)	2.9 lin.m/m ² at 75mm headlap	3.1 lin.m/m ² at 100mm headlap
Batten size recommended	38mm x 25mm for rafters/supports not exceeding 450mm centres (fixed to BS 5534) 50mm x 25mm for rafters/supports not exceeding 600mm centres (fixed to BS 5534)	
Fixings	50mm x 3.35mm	
Fixing clips	Eaves, verge and tile clips	
Authority	BS EN 490	

* The minimum recommended pitch and lap may be influenced by special circumstances, please contact the Technical Advisory Service.

SUSTAINABILITY

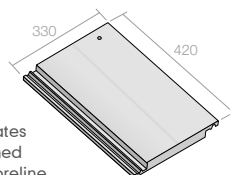
- ✓ A+ rated in the BRE Green Guide (based on generic rating for UK produced concrete interlocking tiles
Element Refs: 812410007, 812410018, 812410049)
- ✓ BES 6001 Responsible Sourcing certified

Note: All measurements in mm.

MODERN HALF TILE


Available in all colours to match main tiles.

Modern should be laid broken bond. The required broken bond pattern is created by the introduction of half slates, to form verges in alternate courses. Purpose made half slates are available and can be formed on site by cutting along the scoreline.




DUO MODERN

A flat, smooth, single lap, interlocking tile with a 'mock bond' joint is enhanced by the required broken bond laying technique.



COLOUR AVAILABILITY



Key
(S) Smooth finish

TECHNICAL DATA

Size of tile	420mm x 330mm	
Minimum pitch*	22.5° (75mm headlap) 17.5° (100mm headlap)	
Maximum pitch	90°	
Minimum headlap	75mm	
Maximum gauge	345mm	
Tile thickness	30mm (nominal)	
Cover width	292mm (nominal)	
Hanging length	397mm (nominal)	
Covering capacity (net)	9.9 tiles/m ² at 75mm headlap	10.7 tiles/m ² at 100mm headlap
Weight of tiling (approx.)	50kg/m ² (0.49 kN/m ²) at 75mm headlap	54kg/m ² (0.53 kN/m ²) at 100mm headlap
Battens required (net)	2.9 lin.m/m ² at 75mm headlap	3.1 lin.m/m ² at 100mm headlap
Batten size recommended	38mm x 25mm for rafters/supports not exceeding 450mm centres (fixed to BS 5534) 50mm x 25mm for rafters/supports not exceeding 600mm centres (fixed to BS 5534)	
Fixings	50mm x 3.35mm	
Fixing clips	Eaves, verge and tile clips	
Authority	BS EN 490	

* The minimum recommended pitch and lap may be influenced by special circumstances, please contact the Technical Advisory Service.

SUSTAINABILITY


- ✓ A+ rated in the BRE Green Guide (based on generic rating for UK produced concrete interlocking tiles
Element Refs: 812410007, 812410018, 812410049)
- ✓ BES 6001 Responsible Sourcing certified

LAYING DUO MODERN

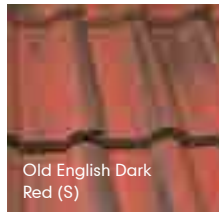



Duo Modern should be laid quarter bond. The required quarter bond pattern is created by the introduction of three-quarter width tiles, cut from standard tiles on site to form verges in alternate courses.

DOUBLE ROMAN

A 2000 year old profile with precision-engineered functionality.



COLOUR AVAILABILITY



Key
(G) Granular finish
(S) Smooth finish

TECHNICAL DATA

Size of tile	420mm x 330mm	
Minimum pitch*	25° Smooth (75mm headlap) 22.5° Smooth (100mm headlap)	30° Granular (75mm headlap)
Maximum pitch	90°	
Minimum headlap	75mm	
Maximum gauge	345mm	
Body thickness	28mm (nominal)	
Profile depth	d > 20mm	
Overall depth	53mm	
Cover width	300mm (nominal)	
Hanging length	397mm (nominal)	
Covering capacity (net)	9.7 tiles/m ² at 75mm headlap	10.4 tiles/m ² at 100mm headlap
Weight of tiling (approx.)	44kg/m ² (0.43 kN/m ²) at 75mm headlap	47kg/m ² (0.46 kN/m ²) at 100mm headlap
Battens required (net)	2.9 lin.m/m ² at 75mm headlap	3.1 lin.m/m ² at 100mm headlap
Batten size recommended	38mm x 25mm for rafters/supports not exceeding 450mm centres (fixed to BS 5534) 50mm x 25mm for rafters/supports not exceeding 600mm centres (fixed to BS 5534)	
Tile nails	65mm x 3.35mm	
Fixing clips	Eaves, verge and tile clips	
Authority	BS EN 490	


* The minimum recommended pitch and lap may be influenced by special circumstances, please contact the Technical Advisory Service.

SUSTAINABILITY

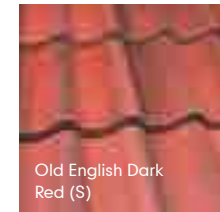


- ✓ A⁺ rated in the BRE Green Guide (based on generic rating for UK produced concrete interlocking tiles
Element Refs: 812410007, 812410018, 812410049)
- ✓ BES 6001 Responsible Sourcing certified

MENDIP

A double pantile design with elegant flowing lines, providing instant visual appeal.



COLOUR AVAILABILITY



Key
(G) Granular finish
(S) Smooth finish

TECHNICAL DATA

Size of tile	420mm x 330mm	
Minimum pitch*	17.5° Smooth (75mm headlap) 15° Smooth (100mm headlap)	30° Granular (75mm headlap) 25° Granular (100mm headlap)
Maximum pitch	90°	
Minimum headlap	75mm	
Maximum gauge	345mm	
Body thickness	27mm (nominal)	
Profile depth	d > 20mm	
Overall depth	59mm	
Cover width	298mm (nominal)	
Hanging length	397mm (nominal)	
Covering capacity (net)	9.7 tiles/m ² at 75mm headlap	10.5 tiles/m ² at 100mm headlap
Weight of tiling (approx.)	46kg/m ² (0.45 kN/m ²) at 75mm headlap	49kg/m ² (0.48 kN/m ²) at 100mm headlap
Battens required (net)	2.9 lin.m/m ² at 75mm headlap	3.1 lin.m/m ² at 100mm headlap
Batten size recommended	38mm x 25mm for rafters/supports not exceeding 450mm centres (fixed to BS 5534) 50mm x 25mm for rafters/supports not exceeding 600mm centres (fixed to BS 5534)	
Tile nails	70mm x 3.35mm	
Fixing clips	Eaves, verge and tile clips	
Authority	BS EN 490	

* The minimum recommended pitch and lap may be influenced by special circumstances, please contact the Technical Advisory Service.

SUSTAINABILITY

- ✓ A⁺ rated in the BRE Green Guide (based on generic rating for UK produced concrete interlocking tiles
Element Refs: 812410007, 812410018, 812410049)
- ✓ BES 6001 Responsible Sourcing certified


EXTENDED RAFTER LENGTHS

Mendip interlocking tiles can now perform at extended rafter lengths as follows:

- 15° - 17.5° pitch with a rafter length up to and including 15m will require a 100mm headlap.
- 17.5° pitch and above with a rafter length up to and including 15m will require a 75mm headlap.

LUDLOW MAJOR


Simple, strong lines exploit the interplay between light and shade.



COLOUR AVAILABILITY




Greystone (G)



Smooth Grey (S)



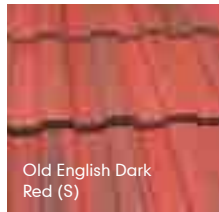
Antique Brown (G)



Smooth Brown (S)



Dark Red (G)



Old English Dark Red (S)



Mosborough Red (S)

Key
(G) Granular finish
(S) Smooth finish

TECHNICAL DATA

Size of tile	420mm x 330mm	
Minimum pitch*	25° Smooth (75mm headlap) 22.5° Smooth (100mm headlap)	30° Granular (75mm headlap)
Maximum pitch	90°	
Minimum headlap	75mm	
Maximum gauge	345mm	
Body thickness	25mm (nominal)	
Profile depth	d > 11mm	
Cover width	295mm (nominal)	
Hanging length	399mm (nominal)	
Covering capacity (net)	9.8 tiles/m ² at 75mm headlap	10.6 tiles/m ² at 100mm headlap
Weight of tiling (approx.)	45kg/m ² (0.44 kN/m ²) at 75mm headlap	49kg/m ² (0.48 kN/m ²) at 100mm headlap
Battens required (net)	2.9 lin.m/m ² at 75mm headlap	3.1 lin.m/m ² at 100mm headlap
Batten size recommended	38mm x 25mm for rafters/supports not exceeding 450mm centres (fixed to BS 5534) 50mm x 25mm for rafters/supports not exceeding 600mm centres (fixed to BS 5534)	
Tile nails	55mm x 3.35mm	
Fixing clips	Eaves, verge and tile clips	
Authority	BS EN 490	


* The minimum recommended pitch and lap may be influenced by special circumstances, please contact the Technical Advisory Service.

SUSTAINABILITY


- ✓ A⁺ rated in the BRE Green Guide (based on generic rating for UK produced concrete interlocking tiles
Element Refs: 812410007, 812410018, 812410049)
- ✓ BES 6001 Responsible Sourcing certified

ECOLOGIC LUDLOW MAJOR

The unique EcoLogic coating applied to the Ludlow Major tile, removes nitrogen oxides and other pollutants from the atmosphere. The tile also includes much higher levels of recycled content.



COLOUR AVAILABILITY



Nimbus Grey (G)

Key
(G) Granular finish

TECHNICAL DATA

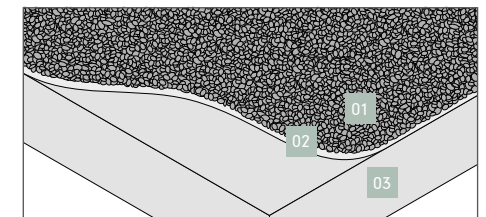
Size of tile	420mm x 330mm	
Minimum pitch*	30° Granular (75mm headlap)	
Maximum pitch	90°	
Minimum headlap	75mm	
Maximum gauge	345mm	
Body thickness	25mm (nominal)	
Profile depth	d > 11mm	
Cover width	295mm (nominal)	
Hanging length	399mm (nominal)	
Covering capacity (net)	9.8 tiles/m ² at 75mm headlap	10.6 tiles/m ² at 100mm headlap
Weight of tiling (approx.)	45kg/m ² (0.44 kN/m ²) at 75mm headlap	49kg/m ² (0.48 kN/m ²) at 100mm headlap
Battens required (net)	2.9 lin.m/m ² at 75mm headlap	3.1 lin.m/m ² at 100mm headlap
Batten size recommended	38mm x 25mm for rafters/supports not exceeding 450mm centres (fixed to BS 5534) 50mm x 25mm for rafters/supports not exceeding 600mm centres (fixed to BS 5534)	
Tile nails	55mm x 3.35mm	
Fixing clips	Eaves, verge and tile clips	
Authority	BS EN 490	

* The minimum recommended pitch and lap may be influenced by special circumstances, please contact the Technical Advisory Service.

SUSTAINABILITY

- ✓ A⁺ rated in the BRE Green Guide (based on generic rating for UK produced concrete interlocking tiles
Element Refs: 812410007, 812410018, 812410049)
- ✓ BES 6001 Responsible Sourcing certified
- ✓ High level of recycled content

ECOLOGIC COMPOSITION



- 01/ Photocatalytic granules stimulated by sunlight to remove NO_x
- 02/ Photocatalytic pigmented slurry adhesive
- 03/ Concrete body containing nearly 50% recycled material

LUDLOW PLUS


Ideal for refurbishment applications, where its smaller format reduces wastage.



COLOUR AVAILABILITY




Greystone (G)



Smooth Grey (S)



Antique Brown (G)



Smooth Brown (S)



Dark Red (G)



Old English Dark Red (S)

Key
(G) Granular finish
(S) Smooth finish

TECHNICAL DATA

Size of tile	387mm x 229mm	
Minimum pitch*	25° Smooth (75mm headlap) 22.5° Smooth (100mm headlap)	30° Granular (75mm headlap)
Maximum pitch	90°	
Minimum headlap	75mm	
Maximum gauge	312mm	
Body thickness	25mm (nominal)	
Profile depth	d > 11mm	
Cover width	204mm (nominal)	
Hanging length	361mm (nominal)	
Covering capacity (net)	15.7 tiles/m ² at 75mm headlap	17.1 tiles/m ² at 100mm headlap
Weight of tiling (approx.)	47kg/m ² (0.46 kN/m ²) at 75mm headlap	51kg/m ² (0.50 kN/m ²) at 100mm headlap
Battens required (net)	3.2 lin.m/m ² at 75mm headlap	3.5 lin.m/m ² at 100mm headlap
Batten size recommended	38mm x 25mm for rafters/supports not exceeding 450mm centres (fixed to BS 5534) 50mm x 25mm for rafters/supports not exceeding 600mm centres (fixed to BS 5534)	
Tile nails	50mm x 3.35mm	
Fixing clips	Eaves, verge and tile clips	
Authority	BS EN 490	

* The minimum recommended pitch and lap may be influenced by special circumstances, please contact the Technical Advisory Service.

SUSTAINABILITY


- ✓ A⁺ rated in the BRE Green Guide (based on generic rating for UK produced concrete interlocking tiles
Element Refs: 812410007, 812410018, 812410049)
- ✓ BES 6001 Responsible Sourcing certified

WESSEX


Designed to shed water efficiently at pitches down to 15°, the Wessex has clean, simple lines with a pleasing minimalist style.



COLOUR AVAILABILITY



Smooth Brown (S)



Smooth Grey (S)

Key
(S) Smooth finish

TECHNICAL DATA

Size of tile	420mm x 330mm	
Minimum pitch*	15°	
Maximum pitch	44°	
Minimum headlap	75mm	
Maximum gauge	345mm	
Body thickness	29mm (nominal)	
Profile depth	d > 20mm	
Overall depth	56mm	
Cover width	298mm (nominal)	
Hanging length	403mm (nominal)	
Covering capacity (net)	9.7 tiles/m ² at 75mm headlap	10.5 tiles/m ² at 100mm headlap
Weight of tiling (approx.)	50kg/m ² (0.49 kN/m ²) at 75mm headlap	53kg/m ² (0.52 kN/m ²) at 100mm headlap
Battens required (net)	2.9 lin.m/m ² at 75mm headlap	3.1 lin.m/m ² at 100mm headlap
Batten size recommended	38mm x 25mm for rafters/supports not exceeding 450mm centres (fixed to BS 5534) 50mm x 25mm for rafters/supports not exceeding 600mm centres (fixed to BS 5534)	
Fixing clips	Eaves, verge and tile clips	
Authority	BS EN 490	


* The minimum recommended pitch and lap may be influenced by special circumstances, please contact the Technical Advisory Service.

SUSTAINABILITY

- ✓ A⁺ rated in the BRE Green Guide (based on generic rating for UK produced concrete interlocking tiles
Element Refs: 812410007, 812410018, 812410049)
- ✓ BES 6001 Responsible Sourcing certified

ANGLIA


A single lap interlocking concrete tile with the classic clay pantile profile and a bullnosed leading edge design.



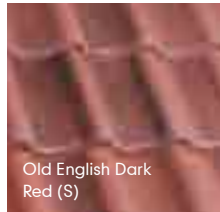
COLOUR AVAILABILITY



Antique Brown (G)



Smooth Grey (S)



Old English Dark Red (S)

Key
(G) Granular finish
(S) Smooth finish

TECHNICAL DATA

Size of tile	387mm x 230mm	
Minimum pitch*	30° Smooth (75mm headlap) 25° Smooth (100mm headlap)	30° Granular (75mm headlap)
Maximum pitch	90°	
Minimum headlap	75mm	
Maximum gauge	312mm	
Body thickness	30mm (nominal)	
Profile depth	d > 20mm	
Overall depth	71mm	
Cover width	204mm (nominal)	
Hanging length	370mm (nominal)	
Covering capacity (net)	15.7 tiles/m ² at 75mm headlap 17.1 tiles/m ² at 100mm headlap	
Weight of tiling (approx.)	47kg/m ² (0.46 kN/m ²) at 75mm headlap 51kg/m ² (0.50 kN/m ²) at 100mm headlap	
Battens required (net)	3.2 lin.m/m ² at 75mm headlap 3.5 lin.m/m ² at 100mm headlap	
Batten size recommended	38mm x 25mm for rafters/supports not exceeding 450mm centres (fixed to BS 5534) 50mm x 25mm for rafters/supports not exceeding 600mm centres (fixed to BS 5534)	
Tile nails	38mm x 3.35mm	
Fixing clips	Eaves, verge and tile clips	
Authority	BS EN 490	


* The minimum recommended pitch and lap may be influenced by special circumstances, please contact the Technical Advisory Service.

SUSTAINABILITY


- ✓ A⁺ rated in the BRE Green Guide (based on generic rating for UK produced concrete interlocking tiles
Element Refs: 812410007, 812410018, 812410049)
- ✓ BES 6001 Responsible Sourcing certified

ASHMORE

A single lap, interlocking double plain tile, with the engineered precision and ease of installation of an interlocking tile.



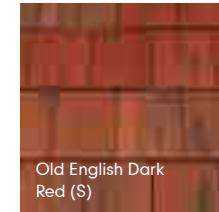
COLOUR AVAILABILITY



Smooth Brown (S)



Smooth Grey (S)



Old English Dark Red (S)

Key
(S) Smooth finish

TECHNICAL DATA

Size of tile	267mm x 333mm	
Minimum pitch*	25° (77mm headlap) 22.5° (92mm headlap)	
Maximum pitch	90°	
Minimum headlap	77mm	
Maximum gauge	190mm	
Tile thickness	16mm (nominal)	
Cover width	302mm (nominal)	
Hanging length	235mm (nominal)	
Covering capacity (net)	17.5 tiles/m ² at 77mm headlap 19 tiles/m ² at 92mm headlap	
Weight of tiling (approx.)	48kg/m ² (0.47 kN/m ²) at 77mm headlap 52kg/m ² (0.51 kN/m ²) at 92mm headlap	
Battens required (net)	5.3 lin.m/m ² at 77mm headlap 5.8 lin.m/m ² at 92mm headlap	
Batten size recommended	38mm x 25mm for rafters/supports not exceeding 450mm centres (fixed to BS 5534) 50mm x 25mm for rafters/supports not exceeding 600mm centres (fixed to BS 5534)	
Fixings	45mm x 3.35mm slate nails	
Fixing clips	Eaves, verge and tile clips	
Authority	BS EN 490	

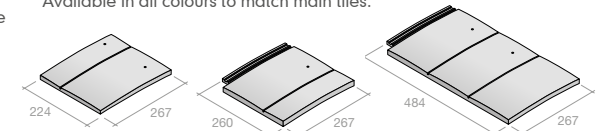
* The minimum recommended pitch and lap may be influenced by special circumstances, please contact the Technical Advisory Service.

SUSTAINABILITY

- ✓ A⁺ rated in the BRE Green Guide (based on generic rating for UK produced concrete interlocking tiles Element Refs: 812410007, 812410018, 812410049)
- ✓ BES 6001 Responsible Sourcing certified

ASHMORE FITTINGS

Available in all colours to match main tiles.



Ashmore three quarter tile (LH)

Ashmore three quarter tile (RH)

Ashmore tile-and-a-half

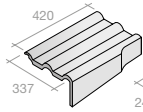
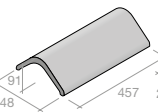
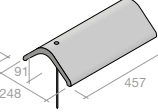
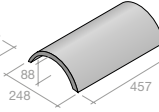
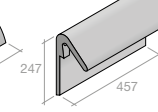
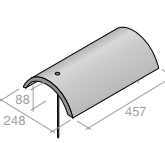
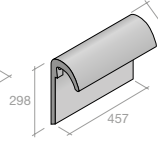
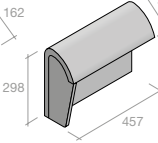
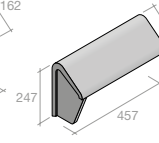
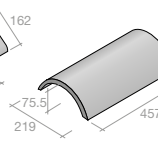
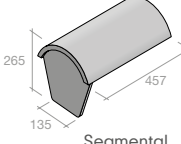
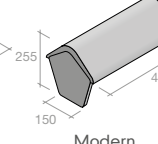
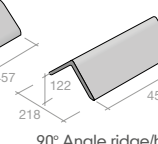
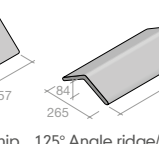
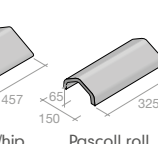
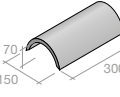
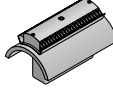
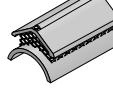
Ashmore tiles should be laid broken bond. The required broken bond pattern is created by the introduction of three-quarter width tiles in alternate courses. Tile-and-a-half tiles are available for use at hips and valleys.

Note: All measurements in mm.

CONCRETE FITTINGS

VERGES, RIDGES AND HIPS


Available in a range of colours to match main tiles. Recommended roof pitch may vary depending on product and system used, please contact the Technical Advisory Service.

					
Description	Cloak verge (Modern, Mendip and Double Roman, see page 56)	Modern ridget†‡	Modern security ridge	Segmental ridget*	Modern mono ridge
Pitch range	n/a	15-55° dry ridge	15-45° bedded	15-55° dry ridge	15-45° bedded
					
Description	Segmental security ridge	Segmental mono ridget†	Segmental mono block end ridge	Modern mono block end ridge	Third round hip tile‡§
Pitch range	15-50° bedded	15-55° dry ridge	115-55° dry ridge	15-45° bedded	17.5-45° dry ridge
					
Description	Segmental block end ridge*	Modern block end ridge*	90° Angle ridge/hip (Security 90° Angle also available)	125° Angle ridge/hip (Security 125° Angle also available)**	Pascoll roll baby ridge
Pitch range	15-55° dry ridge	15-55° dry ridge	45-50° bedded	15-25°	15-45°
					
Description	Half round baby ridge	Ridge vent terminal	Gas vent ridge terminal (Also available: Gas vent ridge for condensing boilers)		
Pitch range	15-55°	15-55° dry ridge	15-55° dry ridge		

§ Compatible with Marley Universal HipFast.
* Compatible with Marley Universal RidgeFast.
** Also available – 145° Angle ridge/hip and Security 145° Angle ridge/hip

Note: All measurements in mm.

† Compatible with Marley ventilated dry ridge system.
‡ Compatible with Marley dry hip system.



Shingles & Shakes

SHINGLES

A truly renewable and sustainable roofing and cladding material.



TECHNICAL DATA

Length	400mm	
Width	75-350mm (random)	
Pitch and gauge	14-21° at 95mm gauge (roof) 22-74° at 125mm gauge (roof)	75-90° at 175mm gauge (vertical)
Maximum pitch	90°	
Thickness	10mm at the butt, tapering	
Covering (bundle)	1.73m ² at 95mm gauge (roof) 2.28m ² at 125mm gauge (roof)	3.2m ² at 175mm gauge (vertical)
Laid weight (approx.)*	9.4kg/m ² at 190mm gauge (roof) 6.1kg/m ² at 290mm gauge (roof)	4.0kg/m ² at 175mm gauge (vertical)
Battens required (net)	10.5 lin.m/m ² at 95mm gauge (roof) 8.0 lin.m/m ² at 125mm gauge (roof)	5.7 lin.m/m ² at 175mm gauge (vertical)
Batten size recommended	38mm x 25mm for rafters/supports not exceeding 450mm centres (fixed to BS 5534) 50mm x 25mm for rafters/supports not exceeding 600mm centres (fixed to BS 5534)	
Fixings	ShingleFix – S16 x 38mm stainless steel staples Silicon bronze nails – 31 x 1.8mm	
Authority	Cedar Shake and Shingle Bureau	

The minimum recommended pitch and lap may be influenced by special circumstances, please contact the Technical Advisory Service.

* Laid weights shown are for 'clean' untreated shingles.

SHAKES

Premier No. 1 Grade Blue Label Western Red Cedar Shake for roofing and cladding.



TECHNICAL DATA

Length	600mm	
Width	75-300mm (random)	
Pitch and gauge	20°-74° at 190mm gauge (roof) 75°-90° at 250mm gauge (roof)	
Maximum pitch	90°	
Thickness	19mm at the butt, tapering	
Covering (bundle)	1.39m ² at 190mm gauge (roof) 2.12m ² at 250mm gauge (roof)	
Laid weight (approx.)*	9.4kg/m ² at 190mm gauge (roof) 6.1kg/m ² at 250mm gauge (roof)	
Battens required (net)	5.3 lin.m/m ² at 190mm gauge (roof) 3.5 lin.m/m ² at 250mm gauge (roof)	
Batten size recommended	38mm x 25mm for rafters/supports not exceeding 450mm centres (fixed to BS 5534) 50mm x 25mm for rafters/supports not exceeding 600mm centres (fixed to BS 5534)	
Fixings	Silicon bronze nails 45 x 2.65mm	
Authority	Cedar Shake and Shingle Bureau	

The minimum recommended pitch and lap may be influenced by special circumstances, please contact the Technical Advisory Service.

* Laid weights shown are for 'clean' untreated shingles.

FIXINGS

SOLOFIX

Manufactured from Zial®, an integrated clip and nail that is quick and simple to install. See page 48 for more information and best practice for fixing.

Profile	Pack size (500) Code No.	Pack size (100) Code No.
Modern	30430	30440
Ludlow Major/EcoLogic	30430	30440
Ludlow Plus	30430	30440
Edgemere range	30431	30441
Mendip	30432	30442
Wessex	30432	30442
Double Roman	30433	30443
Anglia	30434	30444
Lincoln	30432	30442
Maxima	30433	30443
Melodie	30445	30445

STAINLESS STEEL FIXINGS

Description	Code No.	Quantity
Ashmore clip and nail pack	30130	100

ALUMINIUM NAIL PACKS

Profile	Code No.	Pack No.	Quantity
Plain	30348	25	793
Anglia, Lincoln	30349	26	520
Ludlow Plus, Modern, Duo Modern	30350	27	396
Double Roman	30351	28	308
Mendip	30352	29	287
Edgemere range, Ashmore, Melodie, Maxima	30398	31	432
Ludlow Major/EcoLogic	30371	32	373

ALUMINIUM VERGE AND EAVES CLIP PACKS

The table below shows the quantities packaged together with the correct sized nail.

Profile	Right hand verge clip and nail pack – 50 clips and nails Code No.	Left hand verge clip and nail pack – 50 clips and nails Code No.	Eave clip and nail pack 100 clips and nails Code No.
Ludlow Plus	30290	30290	30277
Anglia	30284	30286	30274
Ludlow Major/EcoLogic	30287	30287	30277
Mendip	30288	30287	30276
Double Roman	30289	30290	30275
Wessex	30286	30286	30278
Modern	30290	30290	30273
Duo Modern	30290	30290	30273
Edgemere range	30263	30263	30297
Ashmore*	30263	30263	30297
Lincoln	30284	30286	30452
Maxima	30289	30290†, 30289‡	30452*, 30455§
Melodie	30285	30285	30452*, 30455§

* Clips only † For standard tile ‡ For verge tile § Nails only



Fixings

OTHER BS 5534 SOLUTIONS

BS 5534 is the British Standard for Slating and Tiling and provides the industry with guidance on best practice relating to the installation of roofs.

MORTAR BEDDED SECURITY RIDGE




Mechanical fixing system for mortar bedded ridge tiles, helping house builders and contractors meet British Standards and NHBC guidelines.

Watch a quick video on mortar bedded mechanical fixing at marley.co.uk/securityridge

Mortar bedded security ridge kit (illustrated above) 54365
 - 10 No. batten brackets
 - 13 No. clamps
 - 13 No. 75mm x 4.8mm s/s screws
 - 40 No. 25mm x 2.65mm s/s ARS nails

100mm x 4.8mm deep ridge screw pack (for clay half round ridge with profiled tiles)	70000
--	-------

MORTAR BEDDED SECURITY HIP



Mechanical fixing system for mortar bedded hip tiles, helping house builders and contractors meet British Standards and NHBC guidelines.

Watch a quick video on mortar bedded mechanical fixing at marley.co.uk/securityhip

Mortar bedded security hip kit (illustrated above) 54366
 - 6 No. batten brackets
 - 13 No. clamps
 - 13 No. 75mm x 4.8mm s/s screws
 - 40 No. 25mm x 2.65mm s/s ARS nails

Tile tail clip pack	43602
---------------------	-------

Tile head clip pack	43604
---------------------	-------

100mm x 4.8mm deep ridge screw pack (for clay half round ridge with profiled tiles)	70000
--	-------

Secret cut tile clip pack	43607
---------------------------	-------

SOLOFIX



SoloFix is a one-piece clip and nail for all standard interlocking tiles, providing an affordable fixing that not only installs up to 30% faster than traditional clips, but delivers outstanding strength and durability.


To see how SoloFix performs against traditional clips, watch our roof installation race at marley.co.uk/solofix

BATTEN END CLIPS



These are for use with all dry verge units. Easily fitted to the batten end, they provide easy, fast and positive fixing of dry verge units to the batten end.

Compliant with BS 8612.



Dry fix & ventilation systems

SYSTEM SELECTOR



UNIVERSAL ROOFING ACCESSORIES

10mm eaves vent system	✓	✓	✓	✓	✓	✓	✓	✓	✓	✓	✓	✓	✓	✓
25mm eaves vent system	✓	✓	✓	✓	✓	✓	✓	✓	✓	✓	✓	✓	✓	✓
Dry verge			✓	✓		✓	✓	✓	✓	✓	✓	✓	✓	
HipFast	✓	✓	✓	✓	✓	✓	✓	✓	✓	✓	✓	✓	✓	✓
RidgeFast	✓	✓	✓	✓	✓	✓	✓	✓	✓	✓	✓	✓	✓	✓
Tile vent	✓	✓		✓		✓	✓	✓	✓	✓	✓	✓	✓	
GRP dry valley system	✓	✓	✓	✓	✓	✓	✓	✓	✓	✓	✓	✓	✓	✓
Underlays	✓	✓	✓	✓	✓	✓	✓	✓	✓	✓	✓	✓	✓	✓

DRY VERGE SYSTEMS

Cloak verge system	✓	✓		✓	✓		✓*	✓	✓					
Edgemere dry verge							✓							
Ashmore dry verge														✓
Continuous dry verge	✓	✓												✓

DRY HIP SYSTEMS

Dry hip		✓	✓			✓	✓	✓	✓	✓	✓	✓	✓	✓
---------	--	---	---	--	--	---	---	---	---	---	---	---	---	---

DRY VALLEY SYSTEMS

Plain tile valley	✓	✓												
-------------------	---	---	--	--	--	--	--	--	--	--	--	--	--	--

VENTILATED DRY RIDGE

Ventilated dry ridge						✓	✓	✓	✓	✓	✓	✓	✓	✓
Ventilated mono dry ridge						✓	✓	✓	✓	✓	✓	✓	✓	✓

ABUTMENT SYSTEMS

Top abutment ventilation system			✓			✓	✓	✓	✓	✓	✓	✓	✓	✓
Dry fix soakers	✓	✓				✓	✓							✓
Flexfast Lead replacement roll	✓	✓	✓	✓	✓	✓	✓	✓	✓	✓	✓	✓	✓	✓

VENTILATION TERMINALS

Gas vent ridge terminals		✓				✓		✓	✓	✓	✓	✓	✓	✓
Ridge vent terminals		✓				✓	✓	✓	✓	✓	✓	✓	✓	✓
In-line vents and contour vents	✓	✓				✓	✓	✓	✓	✓	✓	✓	✓	✓
Tile vent terminals						✓	✓	✓	✓	✓	✓			
Ventilation roof tile														✓
Ridge vent terminal for condensing boiler		✓				✓	✓	✓	✓	✓	✓	✓	✓	✓

BONDING GUTTERS


BONDING GUTTERS	✓	✓	✓	✓	✓	✓	✓	✓	✓	✓	✓	✓	✓	✓
-----------------	---	---	---	---	---	---	---	---	---	---	---	---	---	---

* Suitable for Modern only

UNIVERSAL ROOFING ACCESSORIES

Suitable for use with Marley roofing products and those of other manufacturers.†

UNIVERSAL 10MM/25MM EAVES VENT



Designed to provide low level ventilation to roof voids in an efficient and unobtrusive manner for roof pitches from 12.5-55°. For all tiles and slates.

Universal 10mm eaves vent system (6m pack)	46350
- 6m eaves rafter roll	
- 10 No. felt support tray	
- 6 No. strip ventilator	
Universal 25mm eaves vent system (6m pack)	46351
- 6m eaves rafter roll	
- 10 No. felt support tray	
- 6 No. strip ventilator	
Comb filler strip	30425
Continuous rafter roll (2 x 6m)	46323

UNIVERSAL DRY VERGE



The Marley Universal Dry Verge system has been designed to make verge detailing secure, BS 5534 compliant and elegantly simple.

Dry verge system		
32 No. left hand units		
Brown		39113
Grey		39111
Terracotta		39114
28 No. right hand units		
Brown		39213
Grey		39211
Terracotta		39214
Fixing kit (also available)		53931
End caps		
Modern ridge		394*
Segmental ridge		395*
Modern mono-ridge	Left hand	408*
	Right hand	409*
Segmental mono-ridge	Left hand	427*
	Right hand	428*
Dry verge refurbishment kit		53580

UNIVERSAL HIPFAST SYSTEM



Simple and rapidly installed ventilated dry hip system, compatible with all tiles and slates up to 45° (suitable up to 60° subject to tile/slate profile and hip tile type).

Universal HipFast system (6m pack)	53400
- 6m length hip roll	
- 6 No. batten brackets	
- 13 No. hip unions	
- 2 No. tapered filler units	
Hip support trays	34002
- 9 No. 715mm	
RidgeFast/HipFast Union Packs	53303
Tile head clip pack	43604
Tile tail clip pack	43602
Secret cut tile clip pack	43607
100mm x 4.8mm deep ridge screw pack (for clay third round hips with profiled tiles)	70000

UNIVERSAL RIDGEFAST SYSTEM



Simple and rapidly installed ventilated dry ridge system providing 5mm continuous ventilation. Compatible with all tiles and slates from 15-60° dependent on circumstances.

Universal RidgeFast system (6m pack)	53300
- 6m length ridge roll	
- 10 No. ridge batten brackets	
- 13 No. ridge union straps	
- 13 No. ridge union clamps	
RidgeFast/HipFast Union Packs	53303
RidgeFast blanking tape (optional)	33001
100mm x 4.8mm deep ridge screw pack (for clay third round hips with profiled tiles)	70000

† Check with the manufacturer to confirm compatibility with Marley systems.

* Suffix with colour code 01 Grey, 03 Brown, 04 Terracotta

** Contact Technical Advisory Service for more information

More about our dry fix systems

Our website contains a wealth of information about dry fix and ventilation solutions, including the Universal range, which not only works with our roof tiles and slates, but those of other manufacturers too: marley.co.uk/dryfix

UNIVERSAL ROOFING ACCESSORIES

Suitable for use with Marley roofing products and those of other manufacturers.†

UNIVERSAL GRP DRY VALLEY



Mortar-free solution suitable for use with concrete interlocking tiles and concrete/clay plain tiles. Suitable on rafter pitches from 17.5-60° and accommodates up to 20° pitch difference either side of valley.

Universal GRP dry valley (3m lengths)	
low profile	30422
high profile	30421

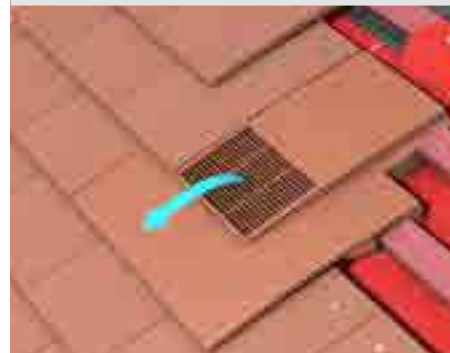
UNIVERSAL TILE VENT



Suitable for roof void ventilation and connection to 110mm soil/mechanical extraction. Compatible with large format interlocking tiles and roof pitches 20° and above.

Universal Tile vent	
Grey	36700
Brown	36703
Terracotta	36704
Flexible pipe	39091

UNIVERSAL PLAIN TILE VENT



Designed for natural, mechanical or soil pipe ventilation. Provides 10,000mm² free area of ventilation and suitable for concrete and clay plain tile roof pitches 35° and above‡.

Universal plain tile vent	
Grey	45501
Brown	45503
Red	45505
Flexible pipe ID 110mm (sold separately)	39091
Pressure resistance values	
Pa (litres/sec airflow)	15 30 60
Free air area (10,000mm²)	13.6 53.7 21

‡ Please note minimum pitch of tile will apply.

UNIVERSAL UNDERLAYS



Marley Universal underlays are high performance roof membranes which are zone 1-5 compliant, in accordance with BS 5534.

Universal vapour permeable underlay (50m)	MA33150
Universal non-breathable underlay (45m)	MA33145
Universal 125 vapour permeable underlay	MA33155

† Check with the manufacturer to confirm compatibility with Marley systems.

More about our dry fix systems

Our website contains a wealth of information about dry fix and ventilation solutions, including the Universal range, which not only works with our roof tiles and slates, but those of other manufacturers too: marley.co.uk/dryfix

DRY FIX & VENTILATION

CONCRETE CLOAK VERGE SYSTEMS



Provides a mechanically fixed, durable, maintenance free verge solution. Suitable up to 45° for Mendip, Modern, Double Roman tiles and 55° for plain tiles.

Mendip cloak verge (illustrated above)	
Left hand	245
Right hand	246
Mendip half tile	147
Mendip fixing kit	54252

Double Roman cloak verge	
Left hand	265
Right hand	266
Double Roman half tile	102
Double Roman fixing kit	54252

Concrete plain tile cloak verge	
Left hand	249
Right hand	250

Segmental block end ridge	191
---------------------------	-----

Segmental mono block end ridge	
Left hand	189
Right hand	190

Modern cloak verge	
Left hand	371
Right hand	370
Modern cloak verge half tile	372
Modern fixing kit	37300

Modern block end ridge	374
------------------------	-----

Modern mono block end ridge	
Left hand	375
Right hand	376

Clay plain tile cloak verge	
Left hand	MAKE**ZLVTB
Right hand	MAKE**ZRVTB

** Suffix with colour code: 001 Red Smooth, 003 Red Sandfaced, 004 Heather Sandfaced, 006 Farmhouse Brown, 007 Grey Sandfaced, 009 Brindle, 031 Natural Orange, 033 Heather Blend, 034 Burnished, 113 Ashurst, 122 Aylesham Mix, 140 Chailey, 141 Burford, 142 Loxleigh, 402 Dark Heather, 403 Staffs Mix, 406 Staffs Blue, 408 Blue Smooth

EDGEMERE DRY VERGE SYSTEM



Compatible with Edgemere, installed at a range of headlaps and rafter pitches from 17.5-45° (suitable up to 55° when used with the 'steep pitch ridge batten section', see Dry ridge system).

Verge units	
Left hand	381*
Right hand	382*
Edgemere dry verge fixing kit	53830

End caps	
Edgemere ridge	384*
Modern mono-ridge	Left hand 408*
	Right hand 409*
Segmental mono-ridge	Left hand 427*
	Right hand 428*

Dry verge refurbishment kit	53580
-----------------------------	-------

* Suffix with colour code 01 Grey, 03 Brown

CONTINUOUS DRY VERGE



Continuous dry verge provides a strong, weathertight and maintenance-free verge that meets the requirements of BS 5534. The system is fast and simple to install and offers sleek, uninterrupted verges without the need for mortar.

Continuous dry verge	
Verge section (3 metre)	38501
Fixing kit	38510

CLAY CLOAK VERGE SYSTEMS



Provides a mechanically fixed, durable, maintenance free verge solution. Suitable up to 70° for Maxima and Melodie clay interlocking tiles.

Maxima cloak verge (illustrated above)	
Left hand Natural Red	82670
Right hand Natural Red	82571
Left hand Matt Black	159085
Right hand Matt Black	159087

Melodie cloak verge	
Left hand Natural Red	90780
Right hand Natural Red	90778
Left hand Slate Grey	91590
Right hand Slate Grey	91689

ASHMORE DRY VERGE



Compatible with Ashmore, this new dry verge provides a strong, mechanically fixed, weathertight verge that meets the requirements of BS 5534. The system is fast and simple to install and offers a sleek, maintenance-free verge solution.

Verge units	
Left hand Grey	MA39611
Right hand Grey	MA39711
Left hand Brown	MA39613
Right hand Brown	MA39713
Left hand Terracotta	MA39614
Right hand Terracotta	MA39714

End caps	
Segmental ridge end cap Grey	MA39801
Segmental ridge end cap Brown	MA39803
Segmental ridge end cap Terracotta	MA39804

VENTILATED DRY HIP SYSTEM



Suitable for all concrete tiles when used in conjunction with Third round or Modern hip tiles for roof pitches 15-45°.

Batten sections	
Low profile	43300

Fixing kits	
Low profile	54360
High profile	54361

Hip tail clip pack	43602
--------------------	-------

Ridge unions	
Modern ridge union	4140*
Third round hip union	4350*

Apex caps	
Modern hip apex cap	(15-24°) 4381*
	(25-35°) 4382*
	(36-45°) 4383*
Third round hip apex cap	(15-24°) 4371*
	(25-35°) 4372*
	(36-45°) 4373*

Block end hip tiles	
Third round block end hip tile	291
Modern block end hip tile	292

* Suffix with colour code 01 Grey, 03 Brown, 04 Terracotta

DRY FIX & VENTILATION

VENTILATED DRY RIDGE SYSTEM



Mechanically fixed, weathertight and mortar free solution providing 5mm continuous ridge ventilation. Suitable for concrete tiles when used on roof pitches up to 55°**.

Batten sections	
Low profile	41101
High profile	41201
Steep pitch (low profile)	41102
Steep pitch (high profile)	41202
Ridge unions	
Segmental ridge union	413*
Modern ridge union	414*
Modern/segmental adaptor ridge union	420*
Concrete tiles & slates fixing kit	41000
Filler units†	
Double Roman - vented	42105
Plain, Modern, Duo Modern, Edgemere - vented	41501
Ludlow Major/EcoLogic - vented	41601
Ludlow Plus - vented	41508
Mendip - vented	41701
Wessex - vented	41901
Anglia - vented	41506
Apex caps	
Segmental ridge junction	439*
Modern ridge junction	440*

* Suffix with colour code 01 Grey, 03 Brown, 04 Terracotta

** For roof pitches over 35°, speak to the Technical Advisory Service

† Where non-vented dry ridge is required, use Blanking Tape (2 x 2m, code 33001)

VENTILATED DRY MONO RIDGE SYSTEM



Mechanically fixed, weathertight and mortar free solution providing 5mm continuous ridge ventilation. Suitable for concrete tiles when used on roof pitches up to 55°**.

Batten sections	
Low profile	41101
High profile	41201
Steep pitch (low profile)	41102
Steep pitch (high profile)	41202
Ridge unions	
Segmental mono ridge union	423*
Concrete tiles & slates fixing kit	41000
Filler units†	
Double Roman - vented	42105
Plain, Modern, Duo Modern, Edgemere - vented	41501
Ludlow Major/EcoLogic - vented	41601
Ludlow Plus - vented	41508
Mendip - vented	41701
Wessex - vented	41901
Anglia - vented	41506

* Suffix with colour code 01 Grey, 03 Brown, 04 Terracotta

† Where non-vented dry ridge is required, use Blanking Tape (2 x 2m, code 33001)

TOP ABUTMENT VENTILATION SYSTEM



Designed to provide a totally dry fixed and weathertight top abutment that is fast and simple to install and at the same time provides ventilation at apex of the abutment.

Batten sections	
Low profile	41101
High profile	41201
Steep pitch (low profile)	41102
Steep pitch (high profile)	41202
Lead support strip	42505
Fixing Kits	41000
Filler units†	
Double Roman - vented	42105
Modern, Duo Modern, Edgemere - vented	41501
Ludlow Major/EcoLogic - vented	41601
Ludlow Plus - vented	41508
Mendip - vented	41701
Wessex - vented	41901
Anglia - vented	41506

FLEXFAST LEAD REPLACEMENT ROLL



Flexfast is an easy-to-use, lightweight flashing for abutments at walls, side and top, abutments at rising parts of structures such as dormers and chimneys.

5m x 450mm x 1.7mm	MA42611
5m x 300mm x 1.7mm	MA42610
Trim	MA42613

DRY FIX SOAKERS



An easy-to-install, lightweight and highly affordable way to reduce both the material and labour costs associated with lead at side abutments.

Modern dry soakers	
Left hand	MA30476
Right hand	MA30477
Edgemere dry soakers	
Left hand	MA30474
Right hand	MA30475
Ashmore dry soakers	
Left hand	MA30472
Right hand	MA30473
Clay/concrete plain tile dry soakers	
Left hand	MA30478
Right hand	MA30479

BONDING GUTTERS



Easy-to-install, lightweight and highly affordable way to reduce the need for mortar and lead at the junction between two different roof coverings.

High profile	MA40471
Low profile	MA40470

DRY FIX & VENTILATION

CLAY IN-LINE VENT



Real clay tile slips provide visual integration on roof slope and 7,500mm² free area of ventilation.

Clay in-line tile ventilator	MAKE**ZICVB
Clay in-line tile adaptor	MAGL902ZVPAB
Flexible pipe	39091

** Suffix with colour code: 001 Red Smooth, 003 Red Sandfaced, 004 Heather Sandfaced, 006 Farmhouse Brown, 007 Grey Sandfaced, 009 Brindle, 031 Natural Orange, 033 Heather Blend, 034 Burnished, 113 Ashurst, 122 Aylesham Mix, 140 Chalfis, 141 Burford, 142 Loxleigh, 402 Dark Heather, 403 Staffs Mix, 406 Staffs Blue, 408 Blue Smooth

TILE VENT TERMINALS



Available in a wide range of colours and finishes, provides for high/low level roof space ventilation. Suitable for natural soil, or mechanical ventilation (except Ashmore)†.

Terminals (with spigot)	
Mendip (illustrated above)	294
Edgemere	259
Modern	295
Wessex	296
Ludlow Major/EcoLogic	297
Double Roman	298
Flexible pipe	39091

Ventilation roof tiles (with catchment tray)	
Ashmore	263

Available in all colours to match main tiles.

† Minimum pitch of tile will apply.

RIDGE VENT TERMINALS



Suitable for natural soil, or mechanical ventilation. Provides high level ventilation for concrete tiles (9,500mm² free area), clay plain tiles (10,000mm² free area).

Ridge vent terminal

Illustrated above – for natural ventilation of the roof void apex and connection to mechanical ventilation systems.
For concrete tiles

Segmental	254
Modern	255

Gas vent ridge terminal (concrete tiles)

For connection to gas appliances of rated input of 60 Kw max. only (not suitable for gas condensing boilers or oil fired boilers).

With extension piece	256
Gasket set (spare)	30346
Plumbers accessory pack	39090

For full product codes, please speak to Customer Services on 08705 626400.

CONTOUR IN-LINE VENTS



Discreet high performance vent terminals for high/low level roof space ventilation. Suitable for soil and mechanical ventilation. Minimum roof pitch 22.5° (except Plain tiles 35°).

Contour tile vents	
Mendip	452*
Ashmore	450*
Plain	455*
Edgemere	465*
Modern	451*
Wessex	459*
Ludlow Major/EcoLogic	456*
Double Roman	453*
Ludlow Plus	457*
Anglia	460*
Flexible pipe	39091

* Suffix with colour code 01 Grey, 03 Brown, 05 Red



Here to help

Getting our knowledge to you and your project smoothly and efficiently

CUSTOMER SERVICES

Knowledgeable and friendly staff are available to offer quotations, expert advice, deal with orders and all other enquiries.

Account customers call 08705 626400

Non-account customers call 01283 722588

TECHNICAL ADVICE

Our Technical Advisory Service is staffed by a qualified team with specialist knowledge. Call 01283 722588 or e-mail info@marley.co.uk

TOOLS

Tools and assets that make design and specification as straightforward as possible.

ROOF SYSTEM SELECTOR

Easy-to-use and comprehensive system finder delivering results from choice of pitch, material or tile type: marley.co.uk/productselector

SPECIFICATION TOOLS

Specrite, Estimator and Tilefix are online tools designed to give the specifier and installer all the specification and installation help they need:

marley.co.uk/specrite marley.co.uk/estimator marley.co.uk/tilefix

RESOURCES AND TRAINING

SAMPLES

Samples of clay and concrete interlocking and plain tiles are available on request. Call 01283 722588 or visit marley.co.uk/samples

FIXING INSTRUCTIONS AND LITERATURE

Comprehensive sitework, fixing and installation literature and videos: marley.co.uk/resources

All current product and technical literature can be downloaded:

marley.co.uk/downloads

CPDS

A range of Continuous Professional Development roofing seminars accredited by the RIBA CPD Certification Service. For more information or to make a booking: marley.co.uk/cpd

TRAINING

Theoretical, practical, engaging and informative training available at three locations nationwide: marley.co.uk/training

MINIMUM BANDED QUANTITIES

CLAY PLAIN TILES

	No. per band	Bands per pallet	Quantity per pallet
Canterbury handmade tiles	n/a	n/a	860
Canterbury handmade eaves	n/a	n/a	860
Canterbury handmade gables	n/a	n/a	560
Ashdowne tiles	11	105	1155
Ashdowne eaves	15	100	1500
Ashdowne tile and a half	12	63	756
Acme/Hawkins tiles	12	105	1260
Acme/Hawkins eaves	15	100	1500
Acme/Hawkins tile and a half	12	63	756
Creasing tiles*	12	105	1260

CLAY INTERLOCKING TILES

	No. per band	Bands per pallet	Quantity per pallet
Lincoln tiles	4	88	352
Lincoln LH verge tiles	4	88	352
Maxima tiles*	4	60	240
Maxima LH verge tiles	4	20	80
Melodie tiles*	6	40	240
Melodie LH verge tiles	6	20	120

CONCRETE TILES

	No. per band	Bands per pallet	Quantity per pallet
Plain tiles	10	90	900
Plain eaves/top	10	120	1200
Plain tile and half	10	54	540
Anglia	38	12	456
Ashmore	6	46	276
Double Roman, Mendip & Wessex	32	6	192
Edgemere Range	40	6	240
Ludlow Major	36	6	216
Ludlow Plus	43	12	516
Modern & Duo Modern	32	6	192

CONCRETE FITTINGS

	No. per band	Bands per pallet	Quantity per pallet
Segmental ridge tiles	5	24	120
Modern ridge tiles	5	28	140

JB-RED BATTENS

	No. per band	Bands per pallet	Quantity per pallet
19 x 38mm**	10	70	700
19 x 50mm**	10	55	550
25 x 38mm**	10	56	560
25 x 50mm**	10	44	440

SHINGLES AND SHAKES

	No. per bundle	Bundles per pallet	Quantity per pallet
Shingles***	120	24	2880
Shakes***	44	20	880

* Available as full pallets only

** Minimum order - 4 packs

*** Bundle quantities are approximate