

EVERYTHING RESIDENTIAL

DESIGN
MEETS
FUNCTION



OUR BUILT-IN COMMITMENT TO YOU

At Geberit, design and function come together beautifully to create a whole new way of reimagining bathroom spaces. Whether your development has design minimalism or maximum comfort, we make your dream a reality.

Our passion for design and technology delivers contemporary, high quality solutions that enhance living environments. Geberit provides inspirational solutions for home buyers that meet every level of aspiration and affordability.

As a European market leader in sanitary technology and innovation, we apply our vast Know-How and over 150 years of experience to everything we do. With our continuous focus on research and development,

we introduce pioneering and fully integrated products to market year after year, complemented by unrivalled availability, delivery, training and after sales support.

By listening to our partners, nurturing relationships and thinking ahead, we are able to constantly update and develop our offering, creating user-friendly, globally renowned solutions and building lasting partnerships founded on mutual trust and values.



CONTAINERWERK, WERTHEIM, GERMANY



OAKWOOD HEIGHTS, SURREY, UK



THE CROW'S NEST, LYME REGIS, UK

KNOW-HOW

We bring almost 150 years of Know-How to every new bathroom, with every feature carefully crafted and designed to optimise buyer appeal.

INNOVATION

With unrivalled behind the wall technology and inspirational new ceramics, we offer the complete bathroom solution, the perfect balance of elegant design and outstanding function.

PARTNERSHIP

We work closely with you to add value to every development, with industry-leading logistical support, training, product availability and delivery.

RELIABILITY

Our total focus on performance means our products combine safety and durability with ease of installation.

QUALITY OF LIFE

From Rimfree® technology and stylish flush plates to exceptional water economy, we make life easier, more comfortable and more liveable.



CONTENTS

REFERENCE PROJECTS	04	GEBERIT VARIFORM	44
RESIDENTIAL SOLUTIONS	08	GEBERIT GEO SHOWERING	48
MASTER BATHROOM	10	GEBERIT SHOWER DRAINAGE	50
ENSUITE AND SMALL BATHROOM	12	GEBERIT SETAPLANO	52
GEBERIT ONE	14	GEBERIT OPTION MIRRORS	54
GEBERIT CITTERIO	16	GEBERIT BATHTUBS	55
GEBERIT XENO ²	18	GEBERIT SHOWER TOILETS	56
GEBERIT MYDAY	20	GEBERIT WALL HUNG	60
GEBERIT ACANTO	22	BEHIND THE WALL TECHNOLOGY	62
GEBERIT ICON	24	FLUSH PLATES	64
GEBERIT SMYLE SQUARE	28	FUNCTIONS AND SOLUTIONS	66
GEBERIT RENOVA PLAN	30	INDEPENDENT LIVING	70
GEBERIT SELNOVA	32	ACOUSTIC SOLUTIONS	72
GEBERIT SELNOVA SQUARE	34	GEBERIT SILENT-DB20	74
GEBERIT SELNOVA COMPACT	36	GEBERIT SILENT-PP	75
GEBERIT SELNOVA COMFORT	38	GEBERIT SUPERTUBE	76
GEBERIT SELNOVA SQUARE S	40	SUSTAINABILITY	78
GEBERIT SMYLE	42	SERVICES AND SUPPORT	80



OAKWOOD HEIGHTS, SURREY, UK

PROJECT OVERVIEW

Oakwood Heights is a new development in Surrey built by Buxworth Homes, a small boutique property developer which specialises in bespoke developments in the South of England.

Located in the town of Purley, Oakwood Heights comprises of eight apartments and one four-bedroom detached house. With the apartments ranging in size and layout, the high end luxury homes cater for a wide range of prospective buyers.

CHOOSING GEBERIT

Adam Howell, land and development director at Buxworth Homes, has had a long-standing relationship with Geberit and the decision to specify both Geberit ceramics and wall-hung frames was a natural one for him. "For several years, we've used Geberit behind-the-wall frames in our developments," Adam explains. "The quality is second-to-none but what's also really important for us, too, is the relationship with Geberit. We have worked with the team for years – we like the team, we like the products."

Having always opted for Geberit frames, when it came to selecting a manufacturer for ceramic products at Oakwood Heights it made sense to Adam, therefore, to go to Geberit. "Geberit had been introducing more ceramic ranges and as they did so we just thought that as we were already putting their products behind-the-wall, why not in front of wall too? And, as a brand we trusted and already worked well with, it just made complete sense."

Adam and the team specified Geberit's Duofix frame alongside both Omega and Sigma concealed cisterns in the homes. "We've been using Duofix for years, so it's been brilliant to now get this installed alongside the Geberit ceramic products for the first time," Adam says. "We know how simple the installation process is and how wall-hung frames like Duofix not only help maximise space in the bathroom but also give the space a sleek, streamlined look."

They also opted for Geberit's Acanto bathroom range, which includes options for the inside of the furniture to be flexible, with the arrangement of the drawers, compartments and shelves designed to create an uncluttered environment in the space.

Adam continues: "What we like about the ceramic products that Geberit offers is that they are really across a great range of specification levels – particularly important in a development like this one where we are marketing this to our prospective buyers as having something for everyone."

The relationship with the team has been at the core of why Adam continues to work with Geberit across Buxworth Homes' developments. "I have a dedicated member of the team and we've worked very closely together on many projects over the years. Adam concludes: "Geberit is a brand that's constantly innovating – there are always more new and innovative products coming through."



PRODUCTS

- Geberit Duofix Sigma
- Geberit Acanto Ceramic Appliances
- Geberit Smyle Ceramic Appliances
- Geberit Sigma20 Flush Plates



PARKSIDE, FREUDENSTADT, GERMANY

This exclusive residential construction on the outskirts of the German town of Freudenstadt is made up of two buildings, each with seven barrier-free apartments. It promises spacious living conditions with fantastic views of the Black Forest.

In the Parkside complex, architecture and nature are inextricably linked. The numerous panoramic windows not only flood the rooms with light, but also open up the apartments towards their natural surroundings.

SPACIOUS AND WITH A SOPHISTICATED ENERGY CONCEPT

Essentially, architect Siegfried Schmelzle took seven spacious single-family houses and stacked them on top of one another. Each residential unit offers between 150 and 180 m² of living space, can be accessed via a lift and also has a barrier-free design. In terms of energy, both buildings are completely up to date. Solar energy is predominantly used as an energy source. The sustainability concept is rounded off by a ventilation system with heat recovery.

A MASTERFUL SPATIAL CONCEPT THANKS TO GIS

With the help of the Geberit Installation System GIS, the architect was able to design the bathrooms individually. For example, a GIS prewall was installed between the bathroom and toilet in some bathrooms to cleverly separate both areas from one another. In contrast to a brick wall, the prewall provides space for all the sanitary technology, such as the cistern, drinking water pipes and discharge pipes, plus the control technology for the lighting and blinds. Another prewall installation – in this case the half-height version – is found underneath the windows. This is used as a shelf surface and cleverly conceals the pipes and connections from the freestanding bathtub. Further added comfort is provided by the installed Geberit AquaClean Mera.



PRODUCTS

- Geberit Mapress Stainless Steel supply system
- Geberit Silent-db20 and Silent-PP drainage systems
- Geberit GIS Installation system
- Geberit AquaClean Mera Comfort shower toilet
- Geberit Wall-drain for floor-even showers
- Geberit Sigma80 Flush Plates

RESIDENTIAL SOLUTIONS

INTELLIGENT PRODUCTS TO MEET YOUR PROJECT NEEDS

All over the world developers and residential designers trust in Geberit's sanitary technology. They rely on experience, innovation and Know-How. Geberit ensures that everything works smoothly in front of and behind the wall and that your investment is worthwhile for decades.



CLEANLINESS

Products that are resistant to soiling and easy to clean. Ideal for minimising operating costs for private rental sector properties as well providing peace of mind for homebuyers.



SPACE

Space-saving products for intelligent solutions to challenging bathroom floor plans and small rooms.



COMFORT

Products and functions that provide homebuyer appeal through comfort and hygiene to the bathroom - for extra freshness, well-being and cleanliness.



DESIGN

A sleek and timeless aesthetic that works well together for your residential project.



ACCESSIBILITY

An easily accessible bathroom designed to make life easier for guests and hotel staff with a range of different needs.



NOISE REDUCTION

Products designed to reduce sound emission caused by flushing the toilet and waste water. This ensures residents are not disturbed by their neighbours.



FIRE PROTECTION

Prevents the rapid spread of fires caused by unsecured feed-throughs so that residents can be kept safe.



DRINKING WATER HYGIENE

The right measures can be taken to ensure that showering remains safe, hygienic and an enjoyable experience.



WATER-SAVING

Products that reduce water consumption without compromising on design.

THE GEBERIT MASTER BATHROOM

OUTSTANDING DESIGN TO CREATE
HOMEBUYER APPEAL

GEBERIT MIRRORS

Enhance buyer appeal with intelligently designed mirrors from Geberit. With integrated features such as illumination, USB ports and magnifying mirrors - Geberit offers a broad variety of mirrors to meet your hotel project requirements

GEBERIT WASHROOM FURNITURE

Matching cabinets and side cabinets available in a broad range of shapes and sizes match your washroom aesthetic. Providing key storage solutions for homebuyers in highly durable natural and colour materials

GEBERIT WASHBASINS

Available with or without tap holes - as well as with or without overflows. Geberit provides an extensive range of washbasin solutions to suit your residential project needs

GEBERIT FLUSH PLATES

A range of flush plate styles and finishes to suit your residential project

GEBERIT WCS

Toilets available in a wide variety of geometries to fit with your residential project, available with a specialist KeraTect® finish for easier cleaning and durability. Geberit also offers a broad range of Rimfree® WC pans, totally free of a rim - these solutions are much easier to maintain than a traditional WC

THE GEBERIT ENSUITE AND SMALL BATHROOM

STYLISH BUT COMPACT SOLUTIONS TO MAXIMISE SPACE



GEBERIT SHORT PROJECTION WCS

Our team of designers have created a range of WC solutions that optimise the room size available, without compromising on efficiency or the user experience.



GEBERIT COMPACT HANDRINSE BASINS

Space saving and compact basins in a range of shapes and styles to meet your residential project requirement – striking a balance between design and function.



GEBERIT WASHBASIN FURNITURE STORAGE

Ideal for maximising storage space in smaller bathroom spaces and even in ensuites, our range of washbasin furniture solutions come in a range of designs, colours and styles to meet the requirements of your residential project.



GEBERIT ONE

Geberit ONE is a pioneering, fully integrated and comprehensive solution for the entire washroom. Made possible by integrating components behind-the-wall. Cleverly combined into a single system, Geberit ONE has many benefits – both obvious and hidden. This means greater cleanliness, more space and greater flexibility for the ideal bathroom environment.



GEBERIT ONE BATHROOM FURNITURE COLOURS

BODY / FRONT



White, high-gloss coated



Walnut real wood veneer

KeraTect®

Rimfree®

→ Visit www.geberit.co.uk/one










GEBERIT CITTERIO

Flowing shapes and beautifully simple contouring create a look of pure originality.

The Geberit Citterio bathroom series reflects the unique design hallmarks of the renowned Italian architect and designer Antonio Citterio. Italian design with simple, timeless elegance.



GEBERIT CITTERIO BATHROOM FURNITURE COLOURS

FRONT / PLATE	BODY	FRONT / PLATE	BODY	HANDLE / FEET
				
Taupe glass	Oak beige wooden structured melamine	Black glass	Oak grey-brown wooden structured melamine	Champagne

KeraTect®

Rimfree®

→ Visit www.geberit.co.uk/citterio




GEBERIT XENO²

The Geberit Xeno² bathroom series is synonymous with design minimalism. Clear geometric outer lines are complemented by soft, natural shapes in the inner basin. This combination creates the impression of an inner basin that has been shaped over decades by flowing water.



GEBERIT XENO² BATHROOM FURNITURE COLOURS

BODY / FRONT



White high-gloss



Sculptura grey



Matt grey

KeraTect®

Rimfree

→ Visit www.geberit.co.uk/xeno2

GEBERIT MYDAY

The designer range Geberit myDay impresses thanks to its soft, organic and yet very emotional shapes. This results in a natural feel-good aesthetic that provides a welcome break from the hustle and bustle of everyday life.



GEBERIT MYDAY BATHROOM FURNITURE COLOURS

BODY / FRONT



White, high-gloss Taupe, high-gloss

KeraTect®

Rimfree

→ Visit www.geberit.co.uk/myday




GEBERIT ACANTO

The Geberit Acanto range takes everything the modern bathroom has to offer and combines it with timeless beauty and flexibility. With new design possibilities offering individual comfort functions that respond to your needs, it provides fully customisable options to help you to create the kind of bathroom that suits your life completely.




GEBERIT ACANTO BATHROOM FURNITURE COLOURS

BODY




FRONT



KeraTect®

Rimfree

→ Visit www.geberit.co.uk/acanto




GEBERIT ICON

An extensive range of ceramic products and bathroom furniture in a clear and modern design language providing maximum design flexibility. The Geberit iCon series shines with its linear design and impressive versatility.




GEBERIT ICON BATHROOM FURNITURE COLOURS

BODY / FRONT



White
high-gloss



Oak



Lava

Rimfree

→ Visit www.geberit.co.uk/icon



GEBERIT ICON

COMPACT SOLUTIONS FOR SMALLER WASHROOMS

The Geberit iCon range offers a stylish compact solution featuring reduced projection ceramics and furniture, helping to maximise space. The modular furniture concept allows for generous storage in even the smallest of bathrooms.



GEBERIT ICON BATHROOM FURNITURE COLOURS

BODY / FRONT



White
high-gloss

Oak

Lava

Rimfree

→ Visit www.geberit.co.uk/icon



GEBERIT SMYLE SQUARE

With its contemporary design and ornate lines, the Geberit Smyle Square bathroom series creates a relaxing and positive bathroom ambience and brings harmony and lightness into family and guest bathrooms. With a clear sense of order and efficient use of a room, Smyle achieves the highest level of convenience in the bathroom for any structural situation.



GEBERIT SMYLE SQUARE BATHROOM FURNITURE COLOURS


BODY / FRONT



Sand grey,
high-gloss



Lava, matt



White, high-gloss



Hickory,
wood-textured


Rimfree

→ Visit www.geberit.co.uk/smyle



GEBERIT RENOVA PLAN

A variety of basins and furniture, with clear, angular design and an attractive bathroom furniture range, Geberit Renova Plan offers varying design options for your Residential project. The slim washbasins with a narrow circumferential rim are available in many different sizes and are in line with the latest bathroom trends. With a wide choice of furniture to store toiletries and towels, removing clutter and creating a tidy, undisrupted washroom space.



GEBERIT RENOVA PLAN BATHROOM FURNITURE COLOURS

BODY / FRONT



White, high-gloss coated

Lava, matt coated

Light elm, foil-covered


Oak, foil-covered

→ Visit www.geberit.co.uk/renovaplan



GEBERIT SELNOVA

With its classic lines, the Geberit Selnova bathroom series can be incorporated into any bathroom. Geberit has selected a simple and discreet design and brought the functionality to the fore. Geberit Selnova sets itself apart with its outstanding value for money, and the uncompromisingly high quality that has become synonymous with the Geberit brand. Classically timeless, for every bathroom.



Rimfree

→ Visit www.geberit.co.uk/selnova


GEBERIT SELNOVA SQUARE

Geberit Selnova Square's modern, yet classic designs, blend harmoniously into any bathroom. This is in addition to many clever solutions for special requirements, making it very easy to turn an old bathroom into a modern space.



GEBERIT SELNOVA SQUARE BATHROOM FURNITURE COLOURS

BODY / FRONT



White, high-gloss coated



Lava, matt coated

Rimfree

→ Visit www.geberit.co.uk/selnovasquare



GEBERIT SELNOVA COMPACT


Small can be beautiful. The special Geberit Selnova Compact range offers ideal solutions for stylishly fitted out small bathrooms and guest toilets. As well as short projection toilets and bidets, handrinse basins have a small depth, corner constructions and offer reduced product dimensions. Save those crucial few centimetres that make such a difference in a small room.



GEBERIT SELNOVA COMPACT BATHROOM FURNITURE COLOURS

BODY / FRONT

FEET / SKIRTING BOARDS



Light grey, high gloss coated

White, high gloss coated

Chrome

→ Visit www.geberit.co.uk/selnovacompact



GEBERIT SELNOVA COMFORT

The Geberit Selnova Comfort solutions enable older people and those with reduced mobility to retain their independence in the bathroom, without compromising on the quality of fittings. The products implement important functionalities in an appealing design. It is based on Geberit's many years of experience in the development and manufacture of solutions for bathrooms that span generations.



→ Visit www.geberit.co.uk/selnovacomfort

GEBERIT SELNOVA SQUARE S

Clean lines and gentle chamfering are the key features of this bathroom furniture. The clever design enhances the slimline, lightweight appearance of the bathroom series.



GEBERIT SELNOVA SQUARE S BATHROOM FURNITURE COLOURS

BODY / FRONT



White, high coated gloss

Lava, matt coated

Light Hickory, wood-textured melamine

Hickory, wood-textured melamine

Chrome

FEET / SKIRTING BOARDS



→ Visit www.geberit.co.uk/selnovasquareslimline





GEBERIT SMYLE


Geberit Smyle brings harmony into the family bathroom along with a relaxing and positive ambience. A clear sense of order and efficient use of space makes Smyle the convenient choice for any bathroom design.



→ Visit www.geberit.co.uk/smyle

GEBERIT VARIFORM WASHBASINS

The Geberit VariForm design concept is based on the four basic geometric shapes – circle, rectangle, oval and ellipse, using them to create new and different variations every time. It's a concept that opens up a whole host of possibilities for customising bathroom designs. The washbasins in the range are a particular highlight, offering an almost endless range of design options.



→ visit www.geberit.co.uk/variform

GEBERIT VARIFORM WASHBASIN CABINETS FOR LAY-ON WASHBASINS

The calm, understated design of the Geberit VariForm washbasin cabinets gives the washbasin area a sense of lightness and perfectly complements the lean, modern design of the washbasins. The modular system permits flexible planning tailored to the space. The narrow washbasin cabinet is available in widths of 75 and 90cm, each with one drawer. The elements are additionally available as a set with a low cabinet of the same construction height, or in an L-shape with a larger low cabinet. If more storage space or two washbasins are required in the bathroom, different combinations can be connected with each other according to preference. The furniture comes in a wide range of design colours; white high-gloss coated, lava matt and hickory which blends in harmoniously with a wide range of styles.



- 1 An ornate black edging provides for a striking visual effect on the narrow shelf surfaces.
- 2 The L-shaped washbasin cabinet offers even more storage space.
- 3 The interior can be used to its full potential thanks to drawers without a trap cut out.

GEBERIT VARIFORM FURNITURE COLOURS

BODY / FRONT



White, high coated gloss



Lava, matt coated



Hickory, wood-textured melamine

COVER PLATE



White, matt coated

→ For more information visit www.geberit.co.uk/variform



GEBERIT GEO SHOWERING

The Geberit Geo Shower enclosure series provides a core range of framed shower enclosures which deliver clear space saving solutions with outstanding quality and design. With key features such as easy to maintain ProClean Glass coating and profile handles – the Geo series is the perfect solution for your residential project.



PROFILE HANDLE DESIGN

Minimalistic profile handle design on all sliding partitions, providing easy cleaning and increased stability.



PROCLEAN GLASS COATING

ProClean glass coating creates surface tension, making the glass easier to clean and also reduces the build up of water marks, limescale and soap scum.



REVERSIBILITY

Doors and panels can be reversed for both left hand and right hand applications.



SPRING LOADED BUFFERS

Providing an enhanced cushioning effect for improved acoustics when opening and closing the shower door as well as smoother action when using the shower enclosure.



ROLLER SYSTEM

Enhanced traction across the upper and lower profiles of the shower enclosure, delivering improved acoustic benefits and a smoother door glide.



GLASS THICKNESS

6mm glass thickness as standard across all enclosures with 8mm upgrade available on sliding doors.

→ For more information visit www.geberit.co.uk/geo



GEBERIT SHOWER DRAINAGE



CLEAN LINE



HYGIENIC, CLEAN AND SIMPLY BEAUTIFUL.

Geberit CleanLine breaks new ground in shower drainage. It does not discharge the water invisibly in a channel but instead via elegant stainless steel collector profiles. There are no hidden areas meaning that dirt is prevented from accumulating and leading to unpleasant odours. Simply wipe over the profile once and everything is clean.

Geberit CleanLine is considerably more flexible than many other shower drainage solutions as the collector profile can be simply cut at both ends and adjusted to the nearest millimetre depending on the room conditions.

WALL DRAINS



TAKING THE FLOOR-EVEN SHOWER A STEP FURTHER.

The Geberit wall drain shifts the drainage of floor-even showers from the floor to behind the wall. Not only does this look very attractive, it also makes it easier to install a floor-even shower. Both the drinking water and waste water installations are behind the wall and the floor can be tiled throughout. This also makes it possible to install underfloor heating without interruption.

All that remains visible is a small cover on the wall that can be easily removed to clean the comb insert behind. The cover is available in various surface finishes and can also be tiled to match the design of the wall.

FLOOR DRAINS



COMPACT AND EFFECTIVE.

The dimensions of the Geberit shower floor drain are only 80 x 80 mm and it is therefore more compact than many conventional floor drains. However, this does not affect its attractive appearance or its discharge rate.



red dot design award
winner 2015



GEBERIT SHOWER SURFACE SETAPLANO



The Geberit Setaplano is made of a high quality solid surface material. You can really feel the difference as the smooth matt surface is particularly pleasant to the touch and radiates a sense of luxury. The surface material is noticeably solid and its non-slip properties provides more safety. The gentle incline with the soft and seamless transition to the outlet at the front end contributes to the harmonious overall appearance.

The Geberit Setaplano surface is very robust, easy to clean and hygienic. The material is also very forgiving – small defects and scratches can be easily buffed out. The edgeless inlet area in which no dirt can accumulate is also easy to clean, as is the comb insert that can be removed and cleaned effortlessly.

The substructure of the shower surface makes use of innovative system technology that makes your plumber's job easier and provides you with peace of mind that installation will be quick and cost-efficient. The system is already sealed perfectly in the factory and will remain so over the long term in your bathroom.



1 The cover of the shower drain at the front end can be removed effortlessly. **2** A comb insert below the cover prevents clogging. It can be easily removed and cleaned in next to no time.

GEBERIT OPTION MIRRORS

Illuminated mirrors and mirror cabinets are a real focal point that can enhance any washroom. The Geberit Option Mirror series offers a comprehensive selection of solutions to fit your project, available in a variety of sizes – all with soft backlighting and integrated shaving power points.



→ View the full range at www.geberit.co.uk/optionmirrors

GEBERIT BATHTUBS

A comfortable bathtub adds a touch of wellness to any bathroom space. Our wide range of durable and easy to clean bathtubs offer the perfect solution for your residential bathroom project. Available in a variety of sizes plus drain and overflow options to fit your washroom space seamlessly.



→ See more at www.geberit.co.uk



NEW



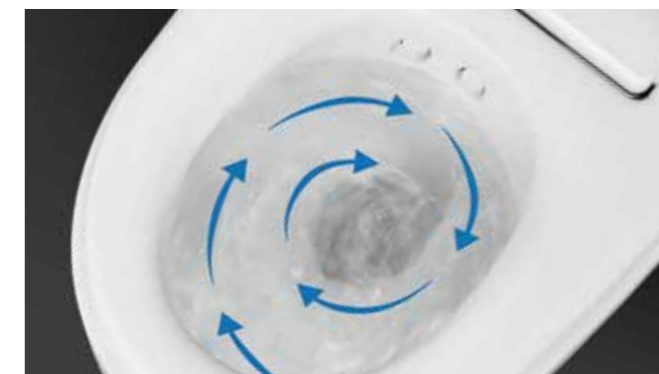
GEBERIT AQUACLEAN SELA

ADDING A SENSE OF LUXURY TO ANY
BATHROOM PROJECT



↑ WHIRLSPRAY SHOWER TECHNOLOGY

Like all Geberit shower toilets, AquaClean Sela features the unique, patented WhirlSpray shower technology. The shower spray is refined through dynamic aeration that allows for pleasant and thorough cleaning with low water consumption. So you feel fresh and clean all day.



↑ RIMLESS CERAMIC PAN WITH TURBOFLUSH

Flushing is also extremely quiet and thorough. The innovative TurboFlush technology is based on a flow-optimized rimless ceramic pan. This way, the shower toilet can be flushed at any time without any disturbing sounds - even at night. And since the TurboFlush technology flushes the ceramic pan more thoroughly than a normal flush, you will almost never have to use the toilet brush after going to the toilet.



WhirlSpray shower technology with five adjustable shower pressure settings



Rimless ceramic pan with TurboFlush technology



Intuitive and clearly laid-out remote control



Orientation light in a range of seven colours



Individually adjustable spray arm position



Adjustable water spray temperature



Oscillating spray



Gently cleaning lady wash



SoftClosing



QuickRelease function for the toilet lid and seat



User detection



Descaling function



Energy-saving function



Geberit App



red dot design award
winner 2012

DESIGN PLUS
powered by ISH



Geberit AquaClean Sela in chrome

→ View the full range at www.geberit.co.uk/aquaclean



GEBERIT AQUACLEAN MERA EXCEPTIONALLY BRILLIANT

FLUSH PLATE
Geberit Sigma70.



Geberit AquaClean Mera combines the timeless elegance of its floating design with the highest quality materials. This top of the line model is defined by high quality, soft lines and slowing transitions. At the same time the luxurious shower toilet pampers you with perfect comfort thanks to the unique WhirlSpray technology and many other innovative features.



↑ PLEASANT SHOWER EXPERIENCE

The WhirlSpray shower with enhanced dynamic aeration technology ensures a targeted and thorough clean.






↑ A POWERFUL RINSE CLEAN

The innovative TurboFlush technology, based on the asymmetrical inner geometry of the rimless ceramic pan, ensures the WC is flushed out thoroughly and quietly.

EQUIPMENT OF AQUACLEAN MERA COMFORT AND CLASSIC

-  WhirlSpray shower technology with five adjustable shower pressure settings
-  Rimless ceramic pan with TurboFlush technology
-  Intuitive and clearly laid-out remote control
-  Individually adjustable spray arm position
-  Adjustable water spray temperature
-  Oscillating spray
-  Gentle lady wash
-  Dryer
-  Odour extraction
-  QuickRelease function for the WC lid and seat
-  User detection
-  Descaling function
-  Energy-saving function
-  Geberit App

ADDITIONAL COMFORT FUNCTIONS OF AQUACLEAN MERA COMFORT

-  Orientation light in a range of seven colours
-  Toilet seat heating
-  Touchless automatic mechanism for the toilet lid

KeraTect®



reddot design award
winner 2015

DESIGN PLUS
powered by: ISH



→ View the full range at www.geberit.co.uk/aquaclean

FIVE GOOD REASONS TO CHOOSE

WALL-HUNG WC SOLUTIONS



VERY STRONG

No wobbling or vibrations – strength-tested to bear a weight of up to 63 stone.



DURABLE

Installed 60 million times over the past 50 years, Geberit concealed flushing systems represent the ultimate tried-and-tested solution.



HYGIENE: SIMPLE CLEANING

No pedestal and no cistern in front of the wall means no exposed pipework for dirt and bacteria to hide.



SIMPLE MAINTENANCE

Simply remove the actuator plate for access to all important parts. Geberit stock spare parts for you, for 25 years.



TESTED IMPERMEABILITY

Every Geberit cistern is individually tested to guarantee water tightness.



Wall-hung WCs give bathrooms a neat and tidy appearance and make cleaning the floor easier. They have been a standard feature in modern bathrooms for decades and have proven their worth in millions of installations.

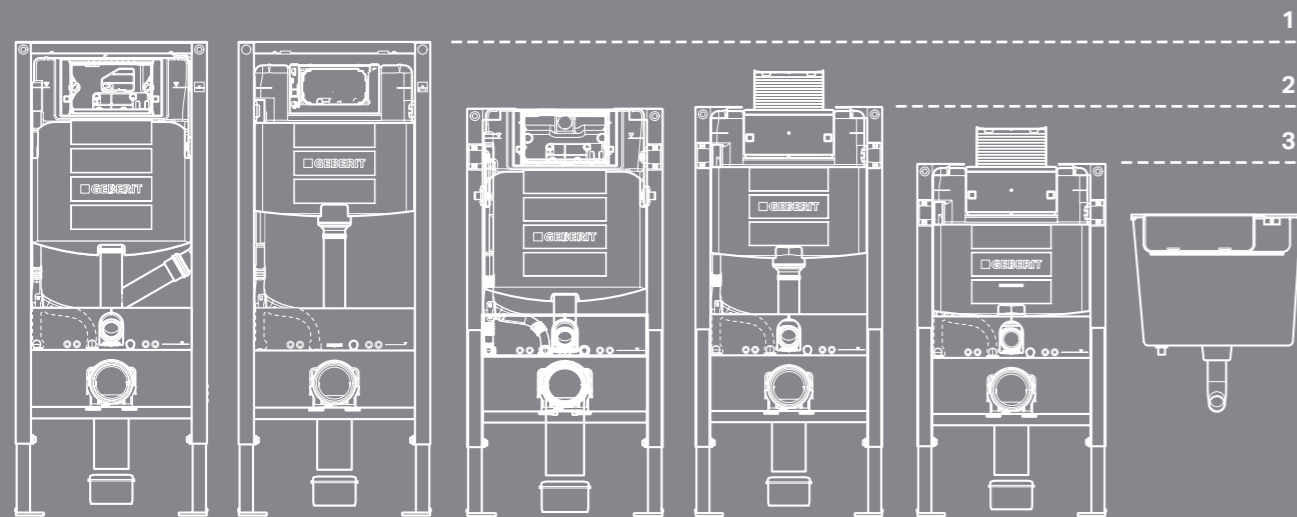
POWERFUL TECHNOLOGY BEHIND THE WALL

The flush technology from Geberit - European number one in the field of sanitary technology - stands for sustainable reliability and the conservation of resources. Geberit flush technology saves water through low flush volumes and offers high reliability with a guaranteed spare parts availability of 25 years. Geberit cisterns are equipped for installation with the required electrical connections. This means shower toilets, odour extraction units, orientation light, touchless actuator plates and other devices can be installed or retro-fitted quickly and easily. With a large selection of ceramics, you'll find the perfect solution in front of the wall to create the dream bathroom.

FURNITURE CISTERNS











At Geberit we are continuously developing our products to ensure we're always up to date with the latest innovations. Our new furniture cisterns have the ability to reach the low flushing volume of 4/2.6 litre.

GEBERIT CONCEALED FLUSH TECHNOLOGY



↑ Geberit Sigma H112 concealed cistern ↑ Geberit Omega H112 concealed cistern ↑ Geberit Sigma H98 concealed cistern ↑ Geberit Omega H98 concealed cistern ↑ Geberit Omega H82 concealed cistern ↑ Geberit Furniture H79 concealed cistern

1 Construction height 112cm 2 Construction height 98cm 3 Construction height 82cm

-  Number one in the field of sanitary technology in Europe
-  Over 50 years experience with concealed cisterns
-  Installed more than 60 million times
-  At least 25 years guaranteed spare parts availability
-  Water saving
-  Load-bearing capacity of 400kg
-  Wide range of designs, functions and installation options
-  Odour extraction compatibility
-  Prepared for electrical connection
-  Height-adjustable at installation

FUNCTIONS MAY VARY BY PRODUCT MODEL



→ Find out more at www.geberit.co.uk/duofix

GEBERIT FLUSH PLATES

Geberit flush plates provide the definitive finishing touch for on-trend bathrooms, combining visual elegance with innovative manual, electronic or pneumatic actuation. Made to last in durable, easy to clean materials, they combine aesthetics with advanced functionality, such as a hidden odour extraction unit and touchless technology. Rectangular, round, touchless or totally bespoke, we have the designs, colours and finishes to shape a new vision for the bathrooms on your next project.



↑ Geberit Omega30




↑ Geberit Sigma21



↑ Geberit Sigma50

→ View the full range at www.geberit.co.uk/flushplates





GEBERIT RIMFREE® SOLUTIONS

EASIER TO CLEAN BATHROOMS

Keeping the bathroom clean and hygienic is high on the agenda for any homeowner. Whether it's a downstairs cloakroom, the master bathroom or ensuite – homeowners are seeking hassle free and easier to clean bathroom solutions that save time without compromising on hygiene.

With knowledge that a traditional WC harbours dirt and grime, Geberit has introduced completely new and patented flush technology. The flow of water is controlled before it reaches the ceramic pan. A flush guide sends the water stream along both side to the exact area where it is needed for a clean and thorough flush.



INNOVATIVE FLUSH TECHNOLOGY

Geberit Rimfree® WCs are equipped with a specially developed and patented flush guide which ensures a targeted and hygienic flush every time.

Rimfree®

TRADITIONAL WC



↑ Common WC pans depend on a flush rim which cannot easily be cleaned. Dirt and bacteria accumulate in this difficult to reach place resulting in unpleasant odours.

GEBERIT RIMFREE®



↑ With the Geberit Rimfree® technology however, there is no rim. The smooth inner surface of a Geberit Rimfree® WC pan is cleaned with one swipe. And best of all, one can see immediately if all dirt has been removed.

→ Find out more at www.geberit.co.uk/rimfree

THE KERATECT® SPECIAL GLAZE

The Geberit KeraTect® special glazing ensures many years of protection for ceramic surfaces.

KeraTect® is baked on as a special glaze and has a virtually non-porous and extremely smooth surface that can be kept clean easily and efficiently.



THE PROPERTIES OF KERATECT®

Virtually non-porous and extremely smooth

- Dirt-repellent, hygienic and clean
- Very easy to clean and look after
- Durable and scratchproof

→ Find out more at www.geberit.co.uk/keratect



KeraTect®

INDEPENDENT LIVING CREATING INDEPENDENT SPACES



MIRROR
Geberit Option
mirror with
functional lighting.



Accessibility



Dual flush



Soft closing



Flush volume



Ground clearance

FLUSH PLATE
Geberit Sigma10.

TOILET
Geberit Selnova
Comfort wall-hung
extended projection.



At Geberit, we offer a range of solutions to support less-abled users maintain their independence in the bathroom. Independence in the home is never an easy subject to tackle but with a focus on providing functional, yet beautiful products - with Geberit, your residential project can benefit from bathroom solutions that are accessible and easy to use, to support independent living.



GEBERIT AQUACLEAN MERA CARE

The Geberit AquaClean Mera Care shower toilet puts the user in control. From touch free operation with the touchless remote to personalised comfort with enhanced memory functions to adjustable height options and ergonomic push-button operation, Geberit AquaClean Mera Care has been specifically designed to provide confidence and independence in the bathroom.

The Geberit AquaClean Mera Care offers multiple features which aid easy cleaning and minimal maintenance such as Keratect® glaze, built-in odour extraction plus Rimfree® ceramic pan.

Find out more at
www.geberit-aquaclean.co.uk/care



GEBERIT SELNOVA COMFORT BATHROOMS

The Geberit Selnova Comfort solutions enable older people and those with reduced mobility to retain their independence in the bathroom, without compromising on quality of fittings. The products implement important functionalities in an appealing design that spans generations.

From washbasins that offer ample legroom when a wheelchair is rolled underneath to WCs with a long projection of 7-cm to facilitate easy movement from the wheelchair and a WC seat secured against slipping, Geberit Selnova Comfort makes comfortable washing and body care a reality – even while sitting down.

View the full range at
www.geberit.co.uk/selnovacomfort



GEBERIT PUBLICA

The Geberit Publica range offers washbasin solutions for wheelchair users and visually impaired individuals. With an option for contrasting colour markings for easy orientation, Geberit Publica washbasins are the perfect solution for independent living accommodation. With easy cleaning, seamless repair, ergonomic grip areas and impact resistance, Geberit Publica is a specialist solution designed to meet particular needs and functions.

Find out more at
www.geberit.co.uk/publica

THE IMPORTANCE OF EMBEDDING ACOUSTIC CONSIDERATION INTO WASHROOM DESIGN

Often wastewater noise is neglected when planning a high rise residential accommodation and the adjoining spaces. At Geberit, we have operated a sanitary sound laboratory from our head office in Switzerland since 1997. Unique to the industry, this facility allows Geberit to fully system test supply, sanitary ware and drainage and make informed recommendations for embedding acoustic considerations into washroom design. From acoustically-optimised pipework to decoupled pre-wall installation systems. Geberit offers a whole host of solutions to create a quieter, wellness enhanced bathroom environment for your residential project.



→ 28% OF PEOPLE SAY THEY ARE REGULARLY AFFECTED BY WASHROOM SOUNDS INCLUDING THE TOILET FLUSHING, DRAINAGE AND PIPES*

→ 30% HAVE BEEN DISTURBED BY WASHROOM NOISE IN A HOTEL IN THE LAST 18 MONTHS*

*Source: YouGov Poll commissioned by Geberit. (2054 respondents, January 2020)

ACOUSTIC SOLUTIONS



WALL-HUNG WC

When choosing a WC always look to wall mount to decouple from the floor.



OPTIMISED WALL-HUNG FRAME


By designing in a Geberit Duofix frame you have already optimised your acoustic values. Integrated rubber tipped push rods to reduce noise from the flush plate when pressed for flushing, a polythene jacket insulating the cistern, circlips on threaded rods to eliminate movement and sound absorbing seals on drainage brackets - Geberit Duofix frames have it covered.



PIPE BRACKET WITH SOUND INSULATION

Always choose pipe brackets with rubber lining and make sure they are not tightened too firmly. Never use cement for fastening components to the wall, as this could result in sound bridges.

By selecting Geberit pipe brackets with the appropriate diameter and tightening them fully, it is possible to achieve optimum fastening and sound insulation conditions.



STACK WITHOUT DIRECTION CHANGE

Where possible, do not incorporate direction changes into stacks. Straight stacks have a lower effect on acoustic insulation.

If direction changes are unavoidable, however, take care to ensure that the angles of the resulting diversions are as small as possible.



QUIET PIPES

Geberit Silent-db20 is highly sound optimised and satisfies numerous requirements with mineral reinforced polyethylene for a denser material and fittings to dissipate noise at impact zones, Geberit Silent-db20 adds value to any installation.



INSULATION TAPE

Duofix insulation tape for structure-borne sound minimisation between panels, system rails and building structures.



SOUND INSULATION PAD

When installing a WC, always use a sound insulation mat as well as sound insulation sleeves for the fastening screws.



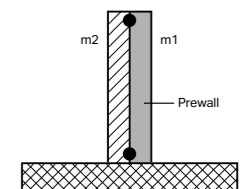
INSULATION MATS

Wraps pipes and fittings to reduce airborne sound spreading.



JOINTING METHOD

Electrofusion couplings maintain a smooth internal bore thus reducing noise transfer.



PREWALL PROTECTION

The larger the ratio in mass per unit area between the prewall (m1) and the wall (m2), the better the joint insulation will be.

→ Find out more Geberit's Sound Solution white paper report at www.geberit.co.uk/acoustics

GEBERIT SILENT-DB20

ACOUSTIC DRAINAGE FOR WASTE WATER

Be it in a large residential estate, a hotel or a meeting room: noisy drainage pipes are a nuisance. This problem does not occur with the Geberit Silent-db20 drainage system. The sound and hydraulically optimised pipes and fittings are suitable not only for stacks but also for floor connections and ensure quiet and effective drainage in any building.

EFFECTIVE SOUND INSULATION

The high inherent weight of Silent-db20 means that its natural vibrations are reduced and the sound is noticeably absorbed. The product design with special sound insulation ribs also reduces the noise on the impact zones.

SPACE-SAVING CONSTRUCTION

The hydraulically optimised product geometry of the fittings enables a cost-effective dimensioning of the product with a high discharge rate. This creates new free spaces, as a space-saving configuration is also sufficient for the pipe ducts of the stacks.

SOLUTIONS FOR EVERY TYPE OF BUILDING

With the Geberit Silent-db20 drainage system, practically any building drainage can be solved perfectly and without compromise. Geberit Silent-db20 is available in all standard pipe diameters between d56 – d160, and the assortment of fittings and accessories caters to virtually any need.

INNOVATIVE FITTINGS

Geberit continuously develops its piping systems. For instance, the floor height can be reduced with the combined branch fitting, swept-entry for toilet and shower element.

→ Did you know that 70% of homeowners are not even aware of any legal requirement or regulations surrounding acoustics in the home.

- Effective sound insulation
- High discharge capacity
- Varied options of use
- Available in all standard dimensions



→ Find out more at www.geberit.co.uk/silent-db20

GEBERIT SILENT-PP

QUIET DRAINAGE EASY PUSH FIT

The Geberit Silent-PP drainage push fit system, made up of robust three-layer pipes and mineral filled fittings, is ideal for use in stacks and for quick, cost efficient and sound optimised floor connections in both multiple storey residential construction and one or two storey family homes and therefore, reduces sound from waste water.

The minor expansion of the three-layer pipes in the Geberit Silent-PP plug-in system means that the entire drainage system can be fitted without expansion sockets, saving cost and reducing installation time.

A high proportion of soot particles in the pipes and fittings reliably prevents the material becoming brittle. The high UV resistance allows the system to be stored cheaply outdoors for short periods.

The high ring stiffness of the Geberit Silent-PP pipes and the fittings, which have been reinforced with ribs, enable easy and safe processing. The EPDM lip seals have enjoyed success for decades, guaranteeing reliable and permanent tightness of the entire system.

The white inner pipe has considerable advantages, for example, if the discharge pipe becomes clogged and needs investigation with a camera, deposits are more easily visible than on a dark inner pipe and the problematic area can be located more quickly.

Hydraulically optimised fittings ensure a higher discharge capacity and less noise in the discharge pipe. This means the Geberit Silent-PP drainage plug-in system is ideally suited for fast, sound-optimised floor connections but can also be used for the stack.



→ Find out more at www.geberit.co.uk/silent-pp

GEBERIT SUPERTUBE

THE SPACE GAINING SYSTEM

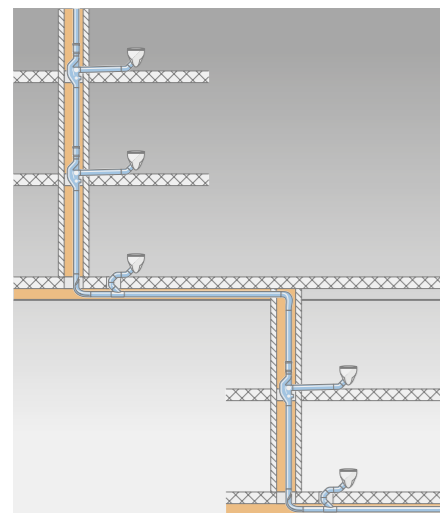
HYDRAULICALLY OPTIMISED DRAINAGE OF HIGH-RISE BUILDINGS

Geberit SuperTube technology is based on the perfect interplay between system components, which enables waste water systems to be installed in a particularly space-saving manner in high-rise buildings. SuperTube means a parallel ventilation pipe is no longer required for the commercial floor space. Pipelines with consistently smaller dimensions allow smaller pipe ducts to be used. Horizontal pipelines can be laid to a length of up to six metres without a slope to save even more space.

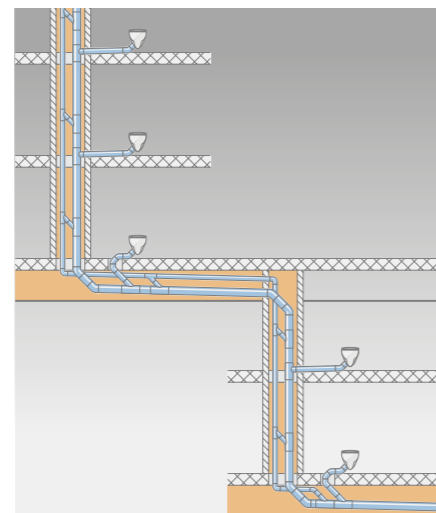
- More floor space
- Simple planning and quick installation
- Smaller, consistent pipe diameters of d110
- Maximum discharge capacity of 12 l/s
- No additional ventilation pipes required
- Horizontal pipelines without slopes (up to 6 m)

SPACE-SAVING INSTALLATION

THE COMPARISON ILLUSTRATES THE DIFFERENCE:



↑
With Geberit SuperTube, the discharge capacity is 12 l/s. This technology facilitates a consistent discharge pipe with a dimension of d110, meaning there is no need for ventilation pipe. What's more, the horizontal pipelines can be laid to a length of up to six metres without a slope.



↑
A conventional discharge pipe achieves a discharge capacity of 12.4l/s with pipe dimension of d160 and an additional d90 ventilation pipe

→ Find out more at www.geberit.co.uk/supertube



SUSTAINABILITY AT GEBERIT

CARE IN THE SQUARE

Geberit creates a sustainable quality of life with innovative water management, comprehensive Know-How and a strong focus on sustainability – across all products, sectors and processes.

It's an approach that really pays off for the environment and society, as well as customers, partners and employees. Our examples include products for green buildings – a market of the future – ethically aware training, outstanding logistics and every drop of water saved by Geberit products worldwide, that's what 'Care in the square' means to us.

LEADING THE WAY IN GREEN LOGISTICS

In logistics, we have been attaching equal importance to both ecology and efficiency for many years. The logistics centre in Pfullendorf (DE) therefore sets the standard when it comes to green logistics.

From implementing automated works steps to embracing progressive technology, Geberit is focussed on supporting employees to carry out their work efficiently, safely and in an ergonomic manner. In addition, logistics partners are selected according to a clearly defined quality criteria and are contractually obligated as our preferred shippers to use energy efficiently – working together to reduce CO2 emissions.

WATER SAVING SOLUTIONS

Efficient use of water and reducing water usage continue to be high on the agenda many projects including residential buildings. At Geberit, we offer a wide range of sustainable solutions to support environmental assessment certification systems such as BREEAM and LEED – helping you to achieve great results for planet and your pocket.

EFFECTIVE DUAL FLUSH FOR DOMESTIC

Our low litre flush cisterns are fully system tested with our WC pans to ensure compatibility even at low flush volumes. In line with the latest EN997 class 2 testing. This range of low litre flush solutions can contribute to achieving maximum BREEAM points for new domestic buildings. Our team of dedicated Specification Sales Managers are on hand to support you with achieving maximum performance levels using effective flush volume calculations.

→ View our full range of frames and cisterns at www.geberit.co.uk/duofix

BREEAM®



→ Discover more at our sustainability strategy at geberit.co.uk/sustainability

GETTING IT RIGHT DESIGN AND PLANNING

At Geberit, our specialist in-house specification team has a breadth of capabilities and industry knowledge to help and support you throughout your development. Working with you, our team is able to facilitate and cover:

- Supply systems & drainage quotations
- Standard details - 2D/3D designs
- Siphonic roof drainage feasibility designs
- Chemical compatibility
- Virtual Worlds
- Specification enquiries
- Sanitaryware specifications
- BIM
- BREEAM



VIRTUAL WORLDS

Our specification team is able to provide photo realistic images and an interactive virtual reality buying experience through this professional CAD visualisation software. Virtual Worlds is a technology led solution that allows you to see your projects come to life, aiding the design and planning stage of your development.



VISIT OUR SHOWROOM

Our state of the art Warwick showroom demonstrates our ability to provide an end to end bathroom solution whatever the project or application. The realistic room sets from Geberit include furniture, ceramics, shower enclosures and flush plates so you can visualise the complete designed room.

You can also experience fully working Geberit AquaClean shower toilets which will allow you to try all of the innovative functions on offer. Our behind-the-wall technologies such as frames, piping and drainage are also on display, and to complete the experience we have a functioning hydraulics tower that demonstrates good practice.



DEDICATED SUPPORT

DEDICATED TEAM

From planning to logistics to stock availability and aftersales, we're exceeding expectations to offer you a wide range of products to suit any development. At Geberit, we have a dedicated team in place to support your housing project from start to finish.

TRAINING

Geberit provide a free, comprehensive CIPHE accredited training day. This can be provided for all installers including sub contractors and apprentices. With a choice of visiting the Warwick Training Academy or delivery of the training on site, the program offers flexibility to suit your needs.

- Free training day including lunch
- Training certification
- Onsite or head office training sessions (depending on the size of the project)



Geberit Sales Ltd
Geberit House
Edgehill Drive
Warwick
CV34 6NH

T 01926 516800
F 01926 400101
E specification.gb@geberit.com

Literature 0800 007 5133

→ www.geberit.co.uk
→ www.twyfordbathrooms.com