




Bolton Gate Company

MID BAR COLLAPSIBLE GATE

Collapsible Lift Car Gate

Data Sheet 2-5

March 22



MID BAR COLLAPSIBLE GATE SPECIFICATION SUMMARY

Bolton Gate Company has been manufacturing lift gates for over seventy years and has supplied thousands of mid bar gates on goods lifts throughout the world.

Mid Bar Collapsible Gates are renowned for their strength and reliability which are features that rank highly when considering the heavy useage that most goods lifts are subjected to.

All the gates are bespoke and custom built to suit the individual opening.

The compact bunching action ensures that they require very little space relative to the size of the opening and headroom requirements are minimal.

Applications Include:-

Because of it's compact nature and inherent strength the Mid Bar Collapsible Gate or 'FMB Gate' is specified for use on goods lifts on projects throughout the UK and export market on applications such as:-

- Supermarkets.
- Warehouses.
- Storage facilities.
- Retail outlets.

Performance Standards / Characteristics:

N/A

Key Attributes:

- Perfect for goods lift car doors.
- Heavy duty construction.
- Space saving, compact folding arrangement.
- Bespoke construction to suit individual openings.
- Can be used in conjunction with the Eurofold and Superior lift landing doors.



Bolton Gate Company

MID BAR COLLAPSIBLE GATE

Collapsible Lift Car Gate

Data Sheet 2-5

March 22

Operation

The Mid Bar Collapsible Gate is a manually operated gate system. Despite its robust construction, this heavy duty gate is easily pulled or pushed into the open and closed positions with the minimum of effort.

Gate Frame

The gates are constructed from 16mm double channel vertical steel pickets which are then connected by 6mm thick solid lattice bars working on a lazy tongue principal.

A full height mid bar is fitted between each set of pickets to reduce the gaps in line with lift legislation.

Leading Edge

The front picket assembly acts as the standard gate leading edge.

A reinforcing channel supplements the gate construction and also provides a mounting point when a holdback magnet device is required.

The leading picket is also the mounting point for the optional car gate contact switch.

A No 1 pull handle is mounted to the second picket on the car side and a No 3 finger handle is mounted on the landing side.

Bottom Track

Malleable cast bottom guide pieces are attached to the base of each picket and run within a 26 x 26mm recessed galvanised steel bottom track.

Top Track

As standard, the gate is provided with a 90mm box type top track which, due to the intermediate fixing arrangement, supports the weight of the gate across the full span of the opening.

The alternative option is a bar top track which is fixed at each end. This bar is rounded on the upper edge to facilitate operation.

Finish

Galvanised as standard.

Maximum Size

8000mm wide x 6000mm high

Weight

Varies with opening size but approximately 32kg/m².

Options

- Car Gate Contact Switch complete with striker arm.
- Polyester powder coat finish to a range of RAL Colours.
- Milled guides to suit narrower / shallower existing bottom track.
- Bar Type Top Track with Rounded Edge (O.R.E).

To specify this product please state:

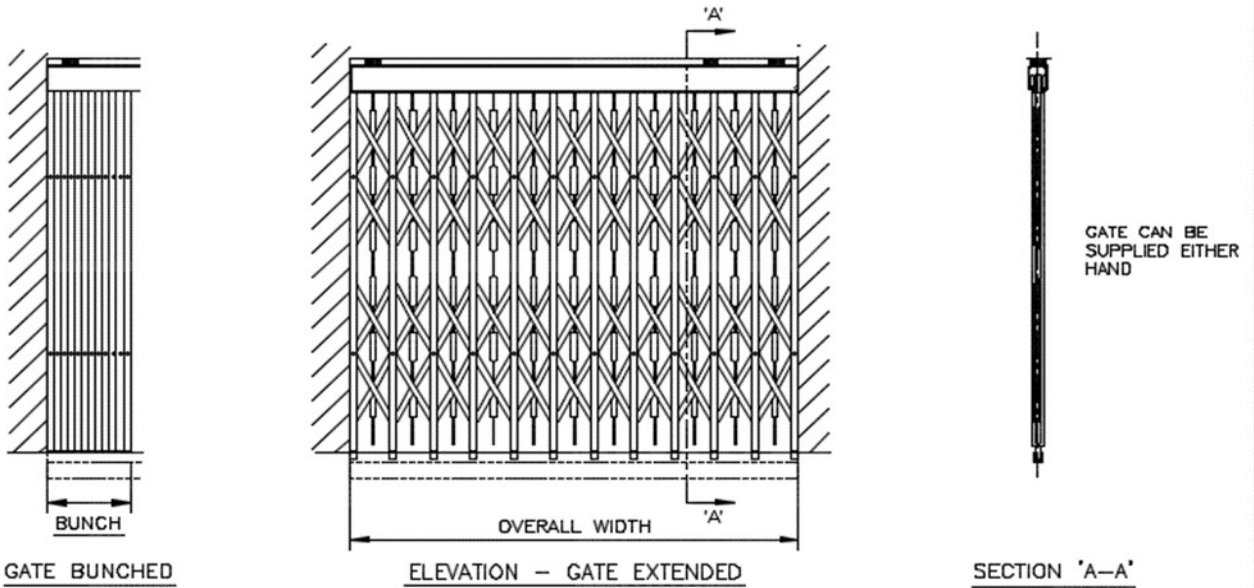
Mid Bar Collapsible Gate shall be by Bolton Gate Company Ltd, Waterloo Street, Bolton BL1 2SP, UK

Tel: 01204 871001;

E-mail: sales@boltongate.co.uk **Web:** www.boltongate.co.uk



MID-BAR GATES

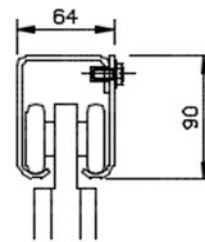


MAXIMUM EXTENDED WIDTH	BUNCH	CLEAR OPENING
600	87	513
746	105	641
892	122	770
1038	140	898
1184	157	1027
1330	175	1155
1476	192	1284
1622	210	1412
1768	227	1541
1915	244	1671
2061	262	1799
2207	279	1928
2353	297	2056
2499	314	2185
2645	332	2313
2791	349	2442
2937	367	2570
3083	384	2699
3229	402	2827
3375	419	2956

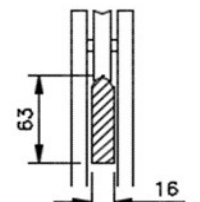
NOTE! ABOVE DETAILS ARE FOR GATES WITH 16mm PICKETS, FOR REQUIREMENTS OF 19mm PICKET GATES, OR FOR LARGER WIDTHS, PLEASE APPLY FOR DETAILS.

TRACK TYPES

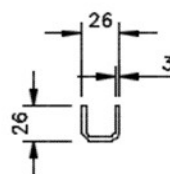
TOP HUNG



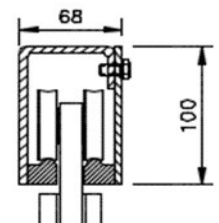
90 BOX TYPE TOP TRACK



R.E. BAR TOP TRACK



CHANNEL TYPE BOTTOM TRACK



100 BOX TYPE TOP TRACK

ALL DIMENSIONS IN MM